



COVID-19 Emergency Response Strategy Update

May 11, 2021

Tina Rivera

Interim Director

Sonoma County Department of Health Services

Dr. Sundari Mase

Sonoma County Health Officer



sonoma county
DEPARTMENT OF HEALTH SERVICES

Sonoma County's Daily Metrics (05/10)

Unadjusted Case Rate: 2.6

Adjusted Case Rate: 2.4

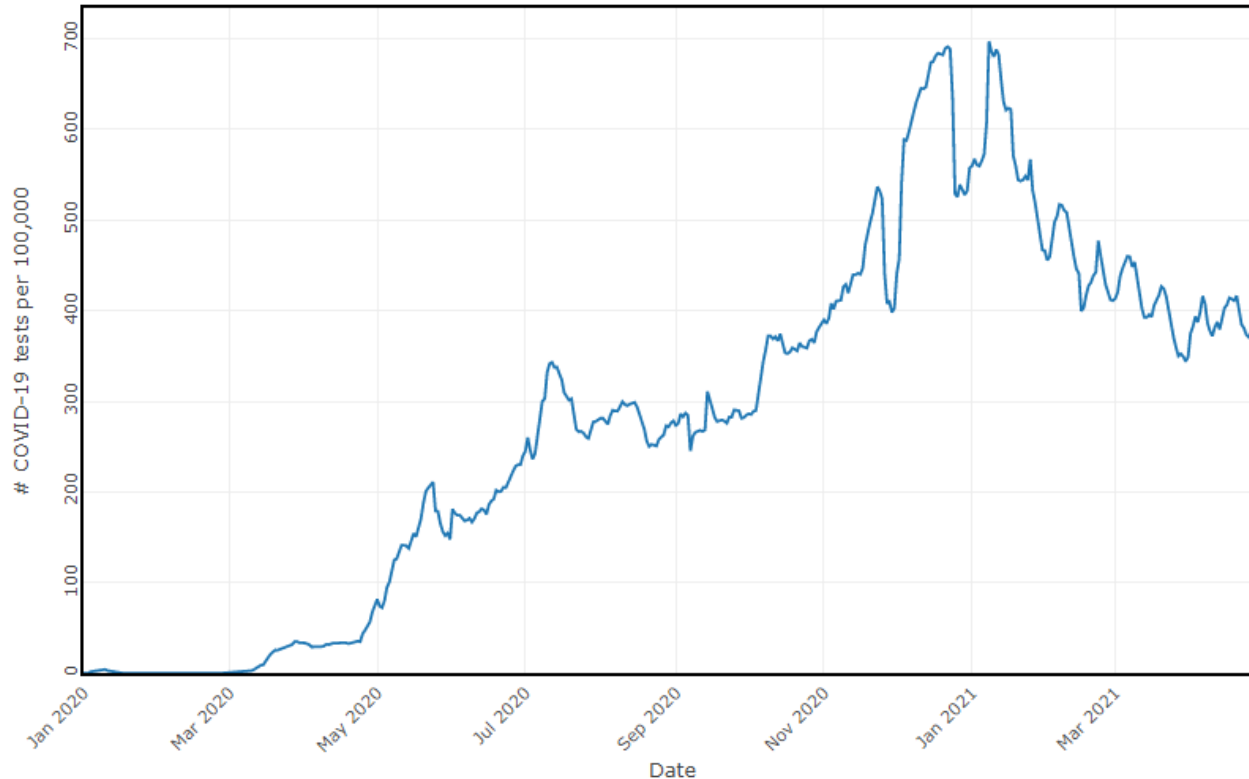
Testing Positivity (Overall): 0.9%

Testing Positivity (Lowest HPI Quartile): 1.2%

- Sonoma County received 1 week credit of yellow tier metrics last week due to a case rate adjustment
- The adjusted case rate must be *below* 2 for a second consecutive week in order to qualify for the yellow tier
 - Sonoma County's adjusted case rate is higher than 2 new cases per 100,000 residents per day

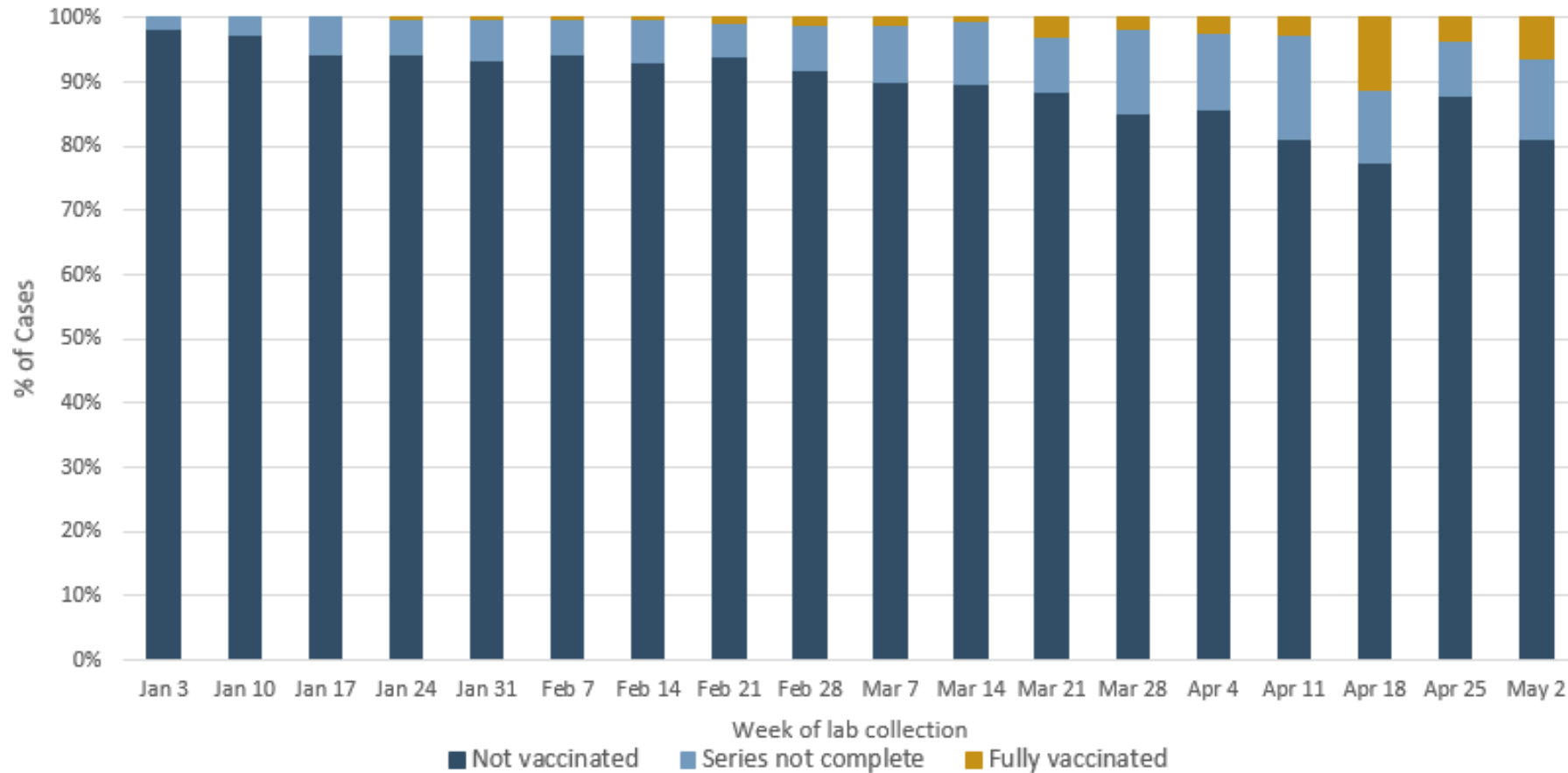
Testing and Positivity

Tests per 100,000 per day, excl prisoners (7 day avg w/ 7 day lag) for Sonoma



- Testing volume of 389.9 tests per 100,000 people per day
 - State testing median=325.9
- Test positivity is less than 2% for all geographies, with the majority being under 1%

Vaccination Status of COVID-19 Cases



- The majority of cases are occurring among unvaccinated individuals

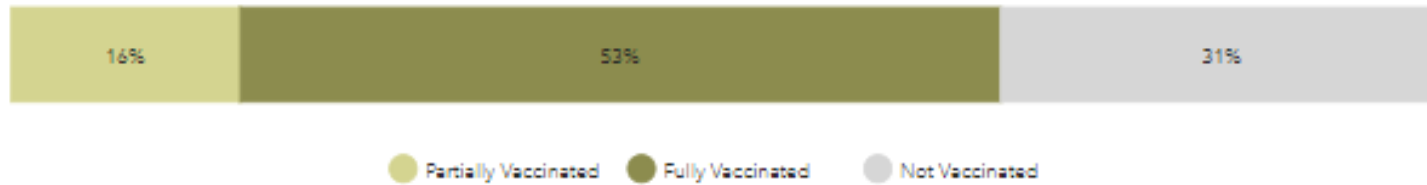
Source of Transmission

- 184 cases (Past 14 days)
 - Household transmission (27%)
 - Gatherings (22%)
 - Small and large gatherings with friends/family
 - Large work-related gatherings
 - Travel (8%)
 - 64% of these cases traveled outside California
 - Unknown (43%)

- Cases are trending younger (individuals in 20's and 30's)
- Gatherings and travel are playing a more prominent role in case transmission

Vaccine Administration

485,274 doses administered (as of 05/10)



**Residents partially
vaccinated:**

66,208

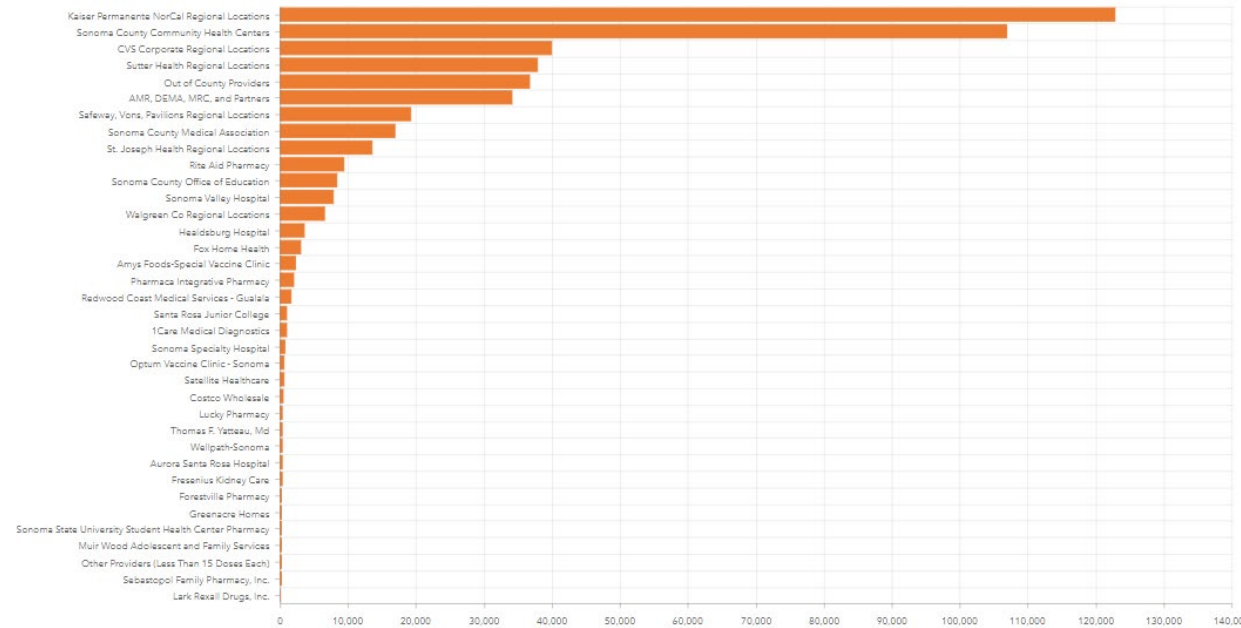
**Residents fully
vaccinated:**

216,086

69% of the Sonoma County population aged 16+ is at least partially vaccinated

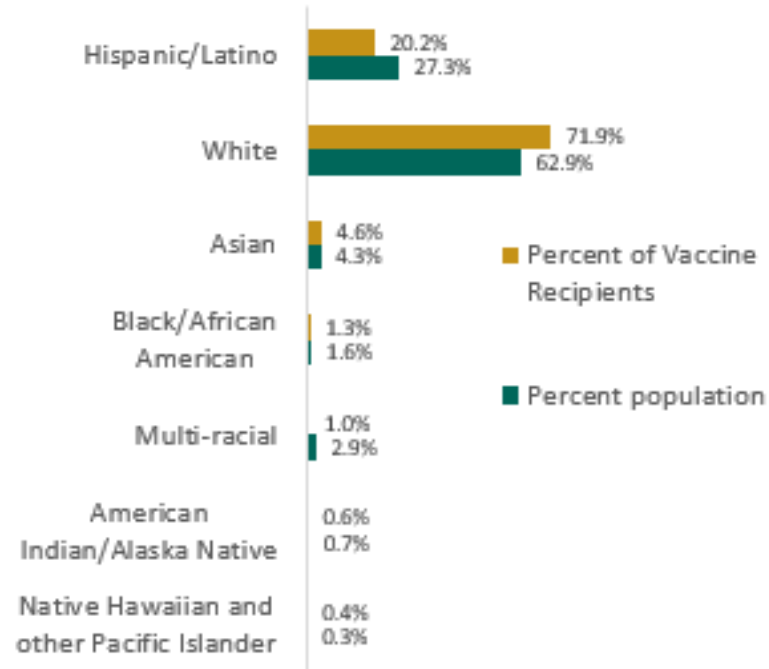
Vaccine Providers

Vaccine Doses Administered by Provider



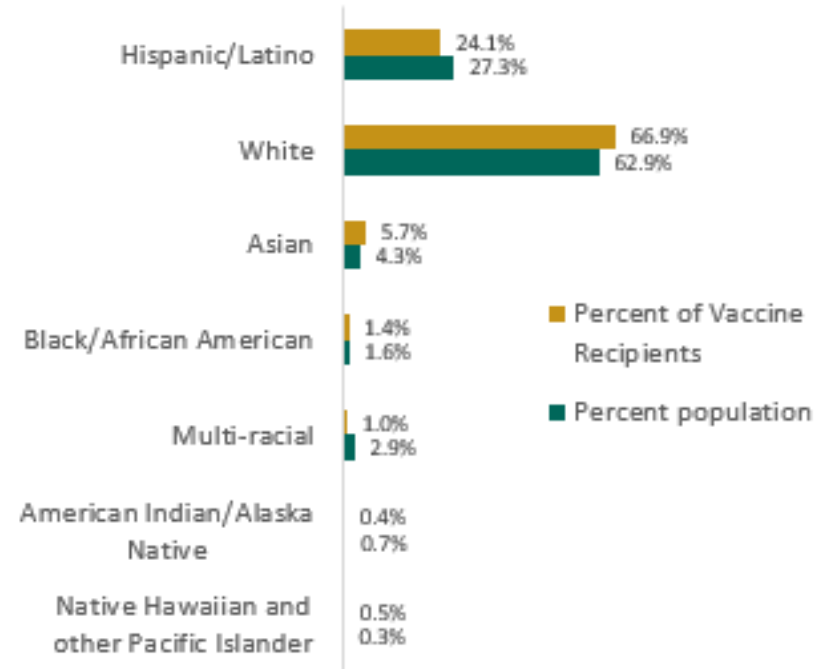
- Multiple vaccine providers serve Sonoma County, including large health care networks, federal pharmacies, local clinics and providers
- County of Sonoma's vaccine team has found the greatest opportunities for partnership around equity with local clinics and providers

All Providers: Race/Ethnicity of Vaccine Recipients



Over all time

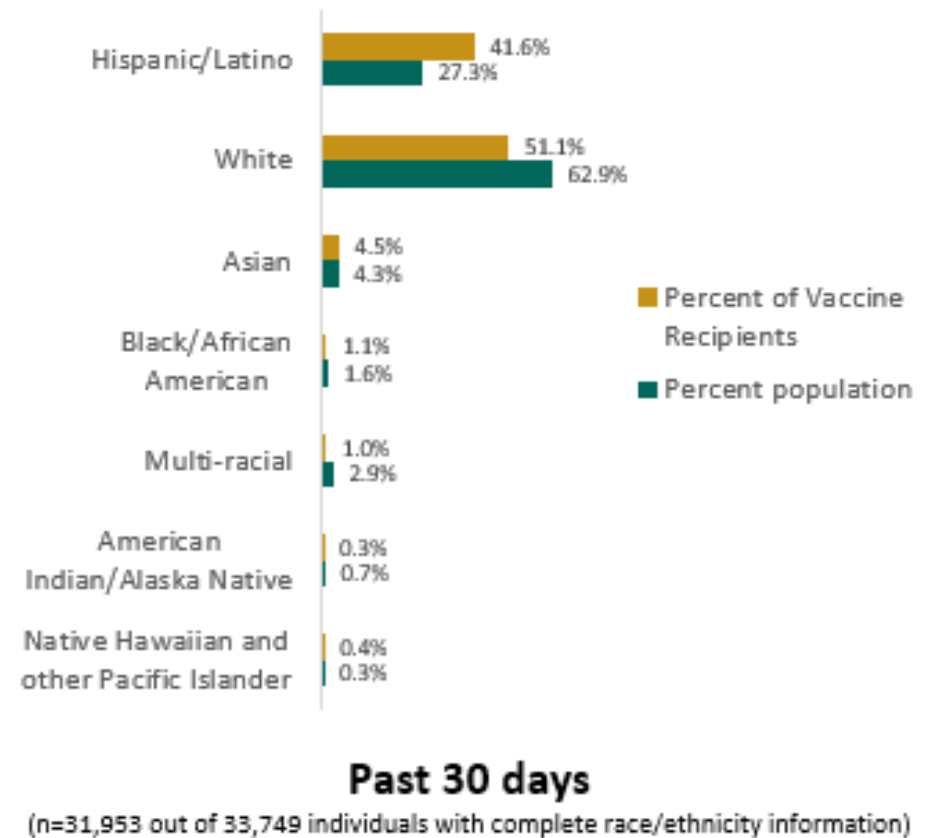
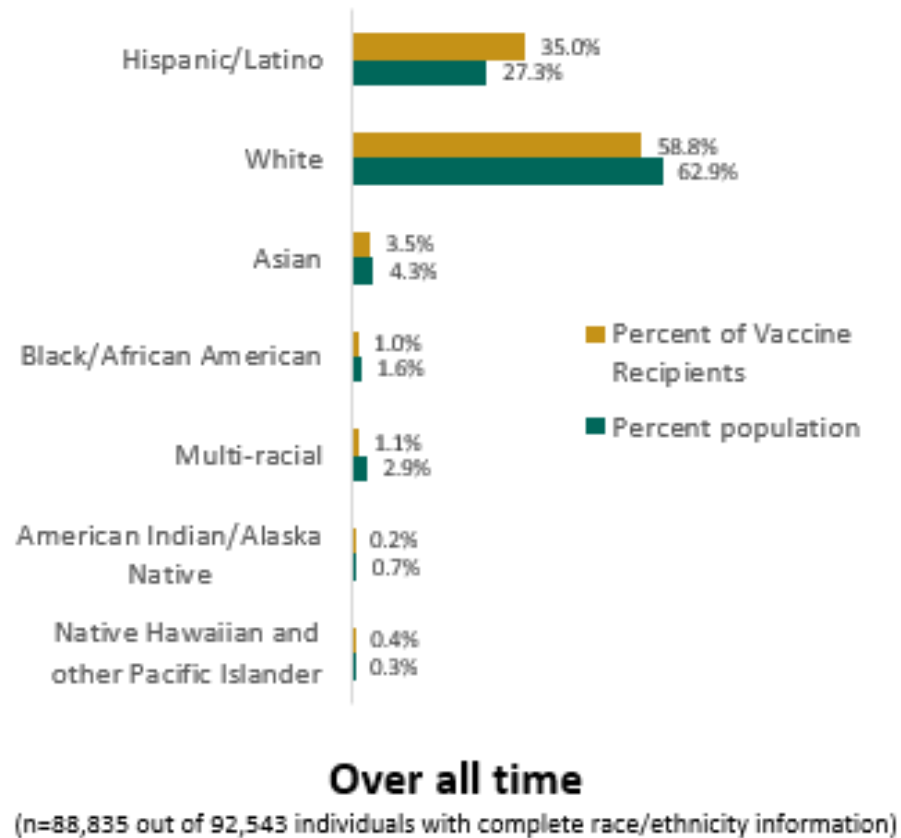
(n=240,264 out of 272,199 individuals with complete race/ethnicity information)



Past 30 days

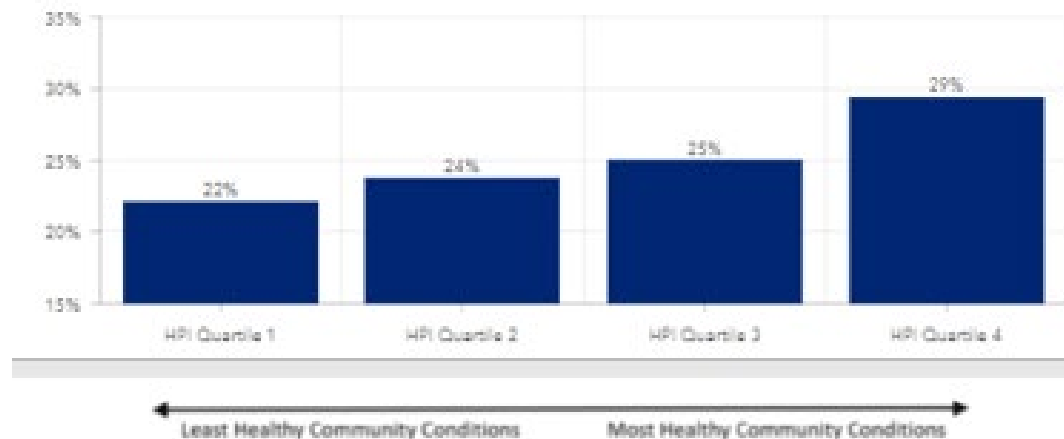
(n=118,220 out of 133,343 individuals with complete race/ethnicity information)

County Vaccine Partners: Race/Ethnicity of Vaccine Recipients



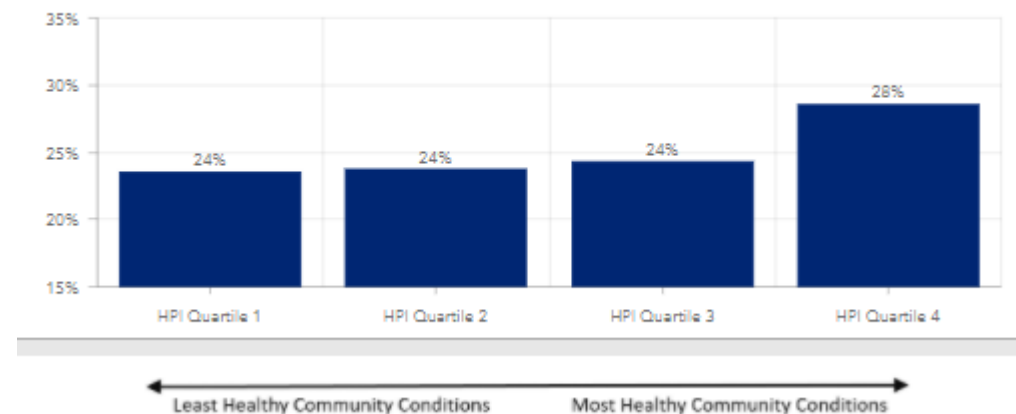
Cumulative Dose Distribution by HPI Quartile

Percent of Total Doses Administered by HPI Quartile



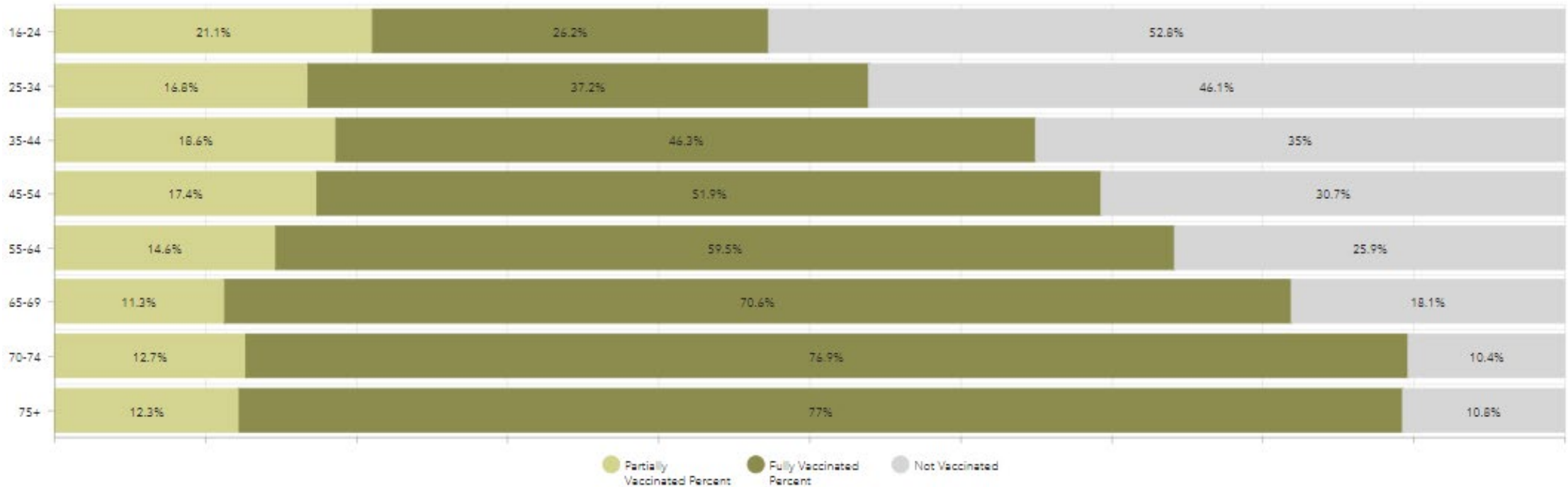
Three weeks ago

Percent of Total Doses Administered by HPI Quartile



Today

Proportion of Each Age Group Vaccinated



- The majority of Sonoma County adults aged 65+ are vaccinated and test positivity among this age group is less than 1%
- COVID-19 cases are now most prevalent among the younger, less vaccinated age groups

Equity Principals & Overall Strategy

The following strategies are intended to ensure that Sonoma County's rollout of its COVID-19 vaccination program prioritizes equity in its design, process, and outcomes. The strategies are built on a foundation that at all times, and in all programmatic components, the County will:

- Provide transparency about the science of the vaccines and vaccination process;
- Prioritize those who shoulder the most risk;
- Include culturally responsive practices throughout each stage of the implementation process, (e.g. interpretation, translation, and language access, etc.);
- Through proactive communication and outreach strategies, explicitly acknowledge the negative and painful history of healthcare in communities of color that has led to distrust in healthcare, research, and government;
- Engage community members and stakeholders to better understand their concerns and needs and respond to these needs as much as possible;
- Communicate with the public effectively in culturally sensitive ways through trusted partners.
- Regularly evaluate our efforts, and learn and improve as we go.

The Equity Framework



Health Equity and the Vaccine Roll Out


- Operationalizing the first component of the equity framework.
 - i. Focuses in specific **operational strategies** for vaccine clinics, and it is broken down in five sections: Access and locations, community presence and engagement, examples of other vaccine clinic models, and staffing to ensure cultural responsiveness .

Site name: _____		<div>Equity Standards Met</div> <div>Improvements Could Be Made</div> <div>Needs Improvement</div>			Blank spaces below are provided for notes
STAFFING	Bilingual (Spanish and English)				Staff practice culturally responsive practices: look for community members who may need guidance, identify their needs and assist with registration forms, usher individuals from one station to the next. Spanish speaking staff must wear "Yo hablo Espanol" name badges.
	Multicultural Team Members				Ensure welcoming environment that represents the culture of the people being served. Strive to staff multicultural team members that share language, appearance and culture of those they serve.
	Indigenous Language Speakers				Acknowledging the needs of community members whose primary spoken language is an Indigenous Language. Ensure telephone "Language Line" services have indigenous speaking interpreters.
	Registration				Communicate to community members, "you will not be turned away for lack of ID, we will keep your personal information private, we do not ask for immigration status or social security number."

Vaccine Communications/Outreach Campaign

The COVID outreach/marketing campaign has been updated and refreshed with a focus on addressing vaccine hesitancy. These communications include:

- Public service announcements on Spanish & English radio
- Mobile marketing campaign targeting cell-phone users in key Census tracts
- Digital and print ads in local publications
- Banners for vaccine clinics and public events such as health fairs
- Communications materials to support existing outreach efforts including vaccination clinics organized in partnership with trusted community-based organizations.



Emergency Rental Assistance Program (ERAP) Update

- Began Receiving Applications through the Application Portal on April 19, 2021
- The project is being implemented in partnership with 10 Community Based Organizations (CBOs)
- Total Received: \$32 million
- Total Disbursed: \$1,964,820
- Applications Processed:
 - Tenants: 572 Applications
 - Landlord: 313 Applications

Emergency Rental Assistance Program (ERAP)

Demographics

Breakdown by Jurisdiction:

- West County: 12.8%
- Cloverdale: 00.1%
- Healdsburg: 2.4%
- Windsor: 2.6%
- RP/Cotati: 14.2%
- Petaluma/Pennngrove: 11.4%
- Santa Rosa: 44.8%
- Sonoma Valley: 8.9%

Emergency Rental Assistance Program (ERAP)

Demographics (continued)

Ethnicity:

- Hispanic or Latino: 36.9%
- Non-Hispanic or Latino: 50%
- Refuse to Answer: 12.6%

Race:

- American Indian or Alaska Native: 2.6%
- Asian: 2.8%
- Black or African American: 4.5%
- Native Hawaiian or Other Pacific Islander: 1.2%
- White: 52.3%
- Other/Multi-Racial: 15.6%
- Refuse to Answer: 20.5%