



COVID-19 Emergency Response Strategy Update

April 20, 2021

Barbie Robinson

Director, Sonoma County Department of Health Services
& Interim Executive Director,
Community Development Commission

Dr. Sundari Mase

Sonoma County Health Officer



sonoma county
DEPARTMENT OF HEALTH SERVICES

Sonoma County's Current Blueprint Status (04/20)

Tier 3: **Orange**

Unadjusted Case Rate: 4.1

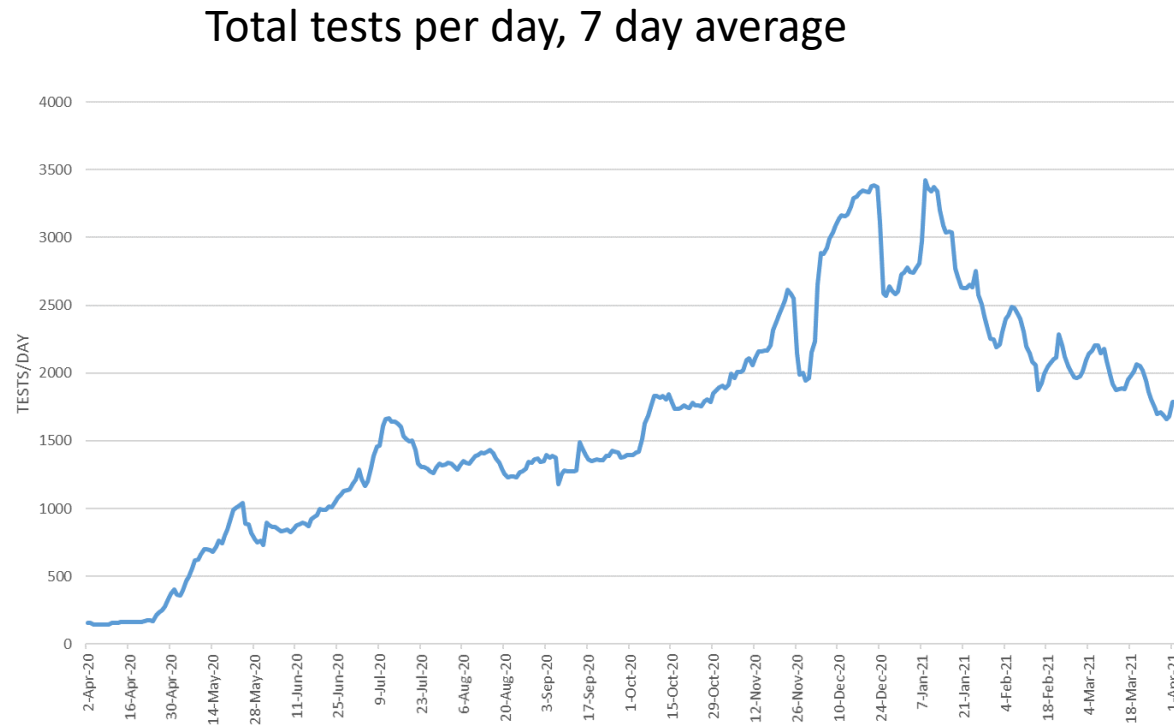
Adjusted Case Rate: 3.7

Testing Positivity (Overall): 1.7%

Testing Positivity (Lowest HPI Quartile): 1.6%



Testing and Positivity

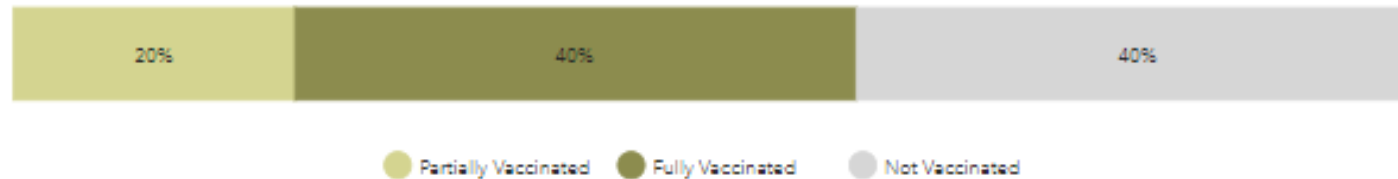


- Testing volume of 369 tests per 100,000 people per day
— State testing median=315
- Test positivity is 2.5% or lower for all geographies within the county

Vaccine Administration

396,574 doses administered (as of 04/19)

Percent Population 16+ Vaccinated



**Residents partially
vaccinated:**

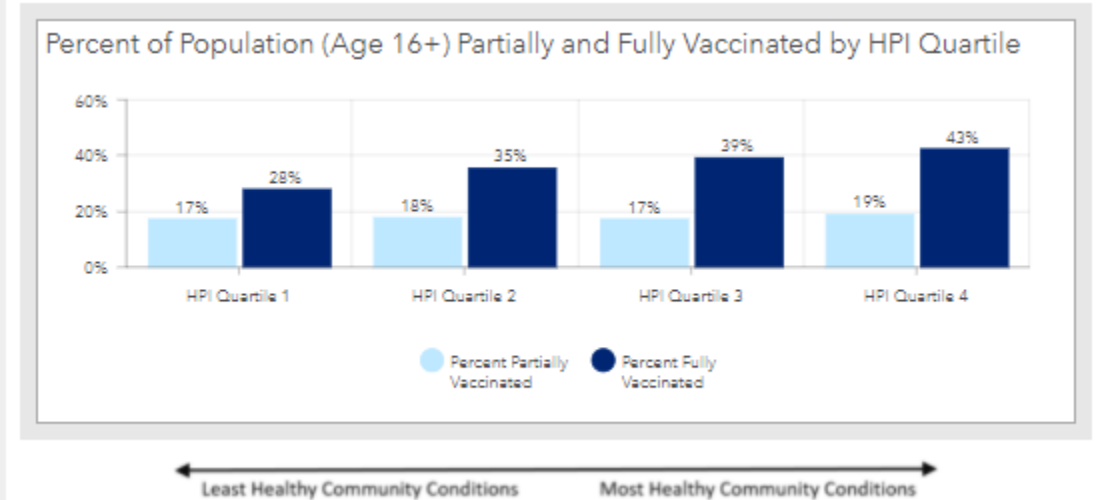
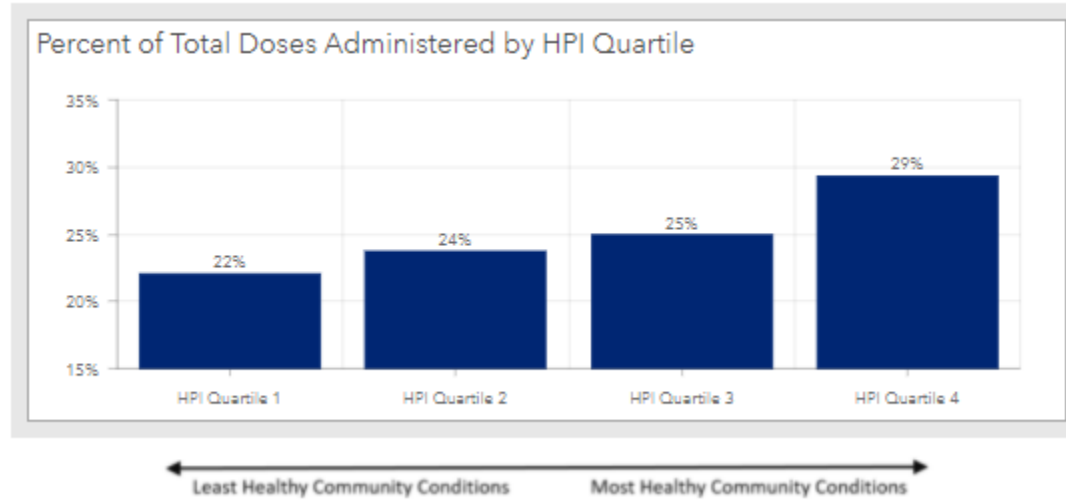
81,452

**Residents fully
vaccinated:**

163, 578

60% of the Sonoma County population aged 16+ is at least partially vaccinated

Equity of Vaccine Distribution

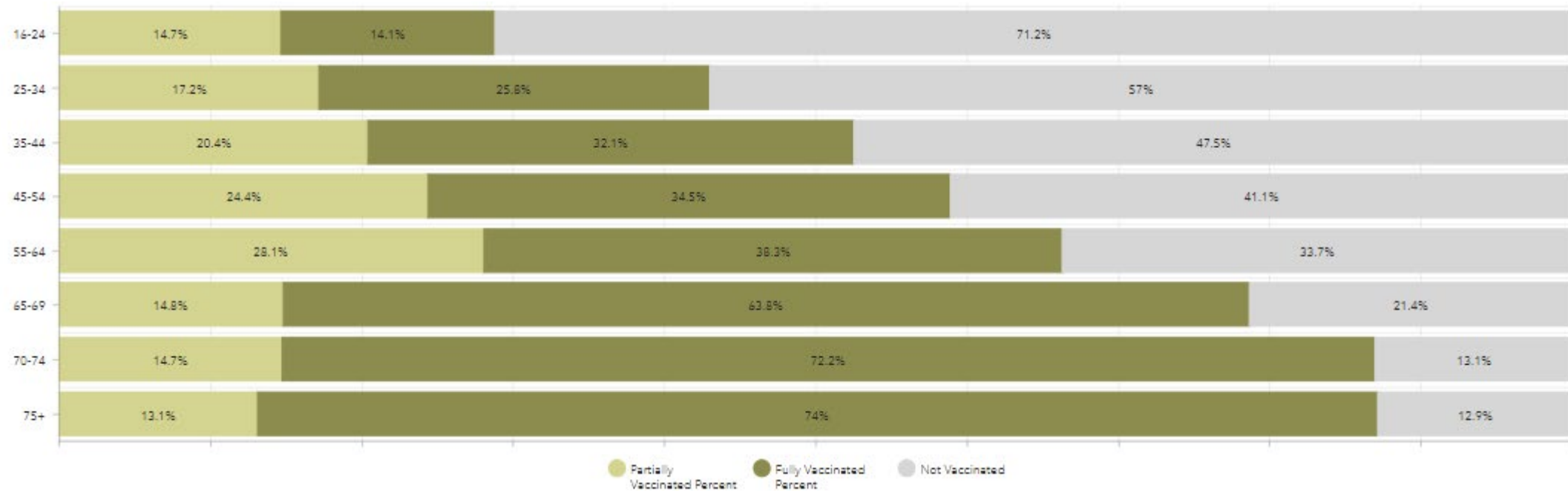


- 22% of doses have been administered in the county's lowest quartile of the Healthy Places Index (neighborhoods with access to fewest socioeconomic and other resources related to health)
- 45% of residents in the lowest quartile are at least partially vaccinated

Race/Ethnicity of Residents Vaccinated

Race/ethnicity	Individuals with 1 st dose	Individuals fully vaccinated with two doses	Proportion of vaccine recipients	Percent population
Hispanic/Latino	17,217	21,947	18%	27.3%
White, non-Hispanic	39,579	91,275	62%	62.9%
Asian, non-Hispanic	2,940	4,584	4%	4.3%
Black/African-American, non-Hispanic	843	1,427	1%	1.6%
Multi-racial, non-Hispanic	6,793	23,887	14%	2.9%
American Indian/Alaskan Native, non-Hispanic	619	580	1%	0.7%
Native Hawaiian and other Pacific Islander, non-Hispanic	273	415	0%	0.3%
Other, non-Hispanic	6,971	14,373	--	--
Unknown	5,844	5,090	--	--

Proportion of Each Age Group Vaccinated



- Sonoma County has been successful in vaccinating vulnerable residents aged 65+
 - 65-69 age group: 79% at least partially vaccinated
 - 70-74 age group: 87% at least partially vaccinated
 - 75+ age group: 87% at least partially vaccinated

Senior Residential Care Facilities Survey: Key Findings

- **Survey of 189 SNF/RCFE facilities (83% response rate)**
 - **95% of residents have been fully vaccinated**
 - 5% of residents declined due to concerns about side effects, allergic reaction, distrust of vaccines, or being on hospice care
 - **85% of staff have been fully vaccinated, overall**
 - Rates varied by facility
 - In half of facilities, 100% of staff were vaccinated
 - **In 15% of facilities, over 30% of staff declined vaccination**
 - » 1/3 of these facilities had experienced COVID-19 outbreaks previously
 - Top reasons for staff declination included: concerns about safety approval processes, concerns about side effects, reproductive concerns, distrust of vaccines

2021 Vaccine Hesitancy Survey of Staff in Health and Caregiving Settings

- **Who are we surveying?**

- Using an electronic survey (in Spanish and English) to survey staff in the following fields:
 - In-Home Supportive Services (IHSS)
 - Skilled Nursing Facilities
 - Residential Care Facilities for the Elderly (RCFE)
 - Hospital/Clinics
- **Data collection launched in early April and will continue throughout the month**

- **Why these individuals?**

- Health care and caregiving staff have been vaccine eligible the longest and had concrete opportunities to make choices around whether or not to get vaccinated
- Their responses will help inform Public Health outreach/messaging and future vaccine hesitancy data collection locally with other residents

Vaccine Eligibility

April 15, 2021:

- Every Californian age 16+ is eligible to receive a vaccine

<https://www.cdph.ca.gov/Programs/CID/DCDC/Pages/COVID-19/VaccineAllocationGuidelines.aspx>

<https://covid19.ca.gov/vaccines/#Vaccinating-those-at-higher-risk>

When you can get vaccinated

California is allocating COVID-19 vaccines as they become available to ensure equitable distribution. Vaccinations are prioritized according to risk and age.

Healthcare workers and long-term care residents (Phase 1A)	Now vaccinating
People with a high chance of exposure and those 65 or older (Phase 1B) Sector populations with high chance of exposure: <ul style="list-style-type: none">• Agriculture and food• Education and childcare• Emergency services	Now vaccinating
Individuals age 16 or older at higher risk People with <u>certain significant high-risk</u> : <ul style="list-style-type: none">• Medical conditions• Disabilities• Illnesses• Living spaces• Work environments	Now vaccinating
Individuals 50 or older	Now vaccinating
Every Californian 16 or older Vaccination of people younger than 16 will start as soon as the COVID-19 vaccines are approved for them	Starts April 15, 2021

Janssen Pause

- On April 13, CDC & FDA pause use of Janssen vaccine
- Six cases of cerebral venous sinus thrombosis (CVST) with thrombocytopenia 6-13 days after vaccination
 - Extremely rare (6 cases out of 6.8 million doses)
 - Treatment with heparin dangerous; alternative treatments given
 - Providers asked to report adverse events at:
<https://vaers.hhs.gov/reportevent.html>

Janssen Pause

- Maintain high index of suspicion for symptoms of thrombotic events or thrombocytopenia in recently vaccinated patients
 - Severe headache
 - Backache
 - New neurologic symptoms
 - Severe abdominal pain
 - Leg swelling
 - Petechiae, or new or easy bruising

MyTurn Updates

- Age range reduced to two groups: 16-17 and 18+
- Block patients under 18 at clinics using Moderna or Janssen
 - No DOB validation
- Scanning QR Code from Patient's Confirmation email / SMS opens directly to the patient's appointment
- Dashboards for providers/ clinic managers available
- Link to report problems with site added to the bottom of the Home page

MyTurn Updates

- Clinic Manager can send targeted SMS messages to MyTurn Registrants for clinic availability
- Automatically cancel 2nd appointment after 1st appointment cancellation
- Spanish translation for the verbal consent checkbox for Vaccine Administrator
- Allow more pages of results for available clinics
- Bulk upload of users and registrant data

Vaccination and the Unhoused

- **Challenge:** Unhoused individuals and especially those with co-morbidities are less likely to seek, have access to, and/or accept vaccination but are at higher risk of serious illness from COVID-19
- **Proposed solutions:**
 - **Regular outreach and education** at encampments coordinated with County and community partners
 - Identification and support of **COVID peer counselors**
 - **Mobile vaccination** on-site at encampments, in field
 - **Incentives**, including gift cards and prevention kits
- Propose procurement of 2,500 gift cards @ \$25 to provide incentives to the unhoused for vaccination and ongoing testing, particularly for those in encampments and on the street but available to all unhoused/unstably housed individuals



Kent Porter/Press Democrat

Health Equity

- Roseland Library: Tuesday-Saturday operation
- SRJC Roseland Campus clinic: Saturdays & Sundays
- Sonoma Valley working with La Luz for additional clinics 2-3 times a week
- Sutter popup clinic: May 1st
- Planning for a mobile van in the Boyes Hot Springs area potentially starting in May
- Setting up resource tables in collaboration with CURA for all sites.
- Continue prioritizing those living in the [lowest HPI](#)
- Continuing to support community lead events
- Building relationships with other populations

Vaccine Communications/Outreach Campaign

- The Health Equity Marketing and Outreach campaign continues with a focus on vaccinations and addressing vaccine hesitancy. These communications include:
 - Streamed Community Briefings on Facebook and YouTube and Public service announcements on Spanish & English radio.
 - Mobile marketing campaign targeting cell-phone users in key Census tracts through June 2021
 - Digital and print ads in local newspapers.
 - Public service ads in partnership with CHI COVID Vaccination Communications Group, a joint committee involving local health care providers and the County.
 - Communications outreach to support existing outreach efforts including vaccination clinics organized in partnership with trusted community-based organizations.

