



COVID-19 Data Update

February 2, 2021

Dr. Sundari Mase
Sonoma County Health Officer



sonoma county
DEPARTMENT OF HEALTH SERVICES

Sonoma County's Current Status (State Data)

Tier 1: **Purple**

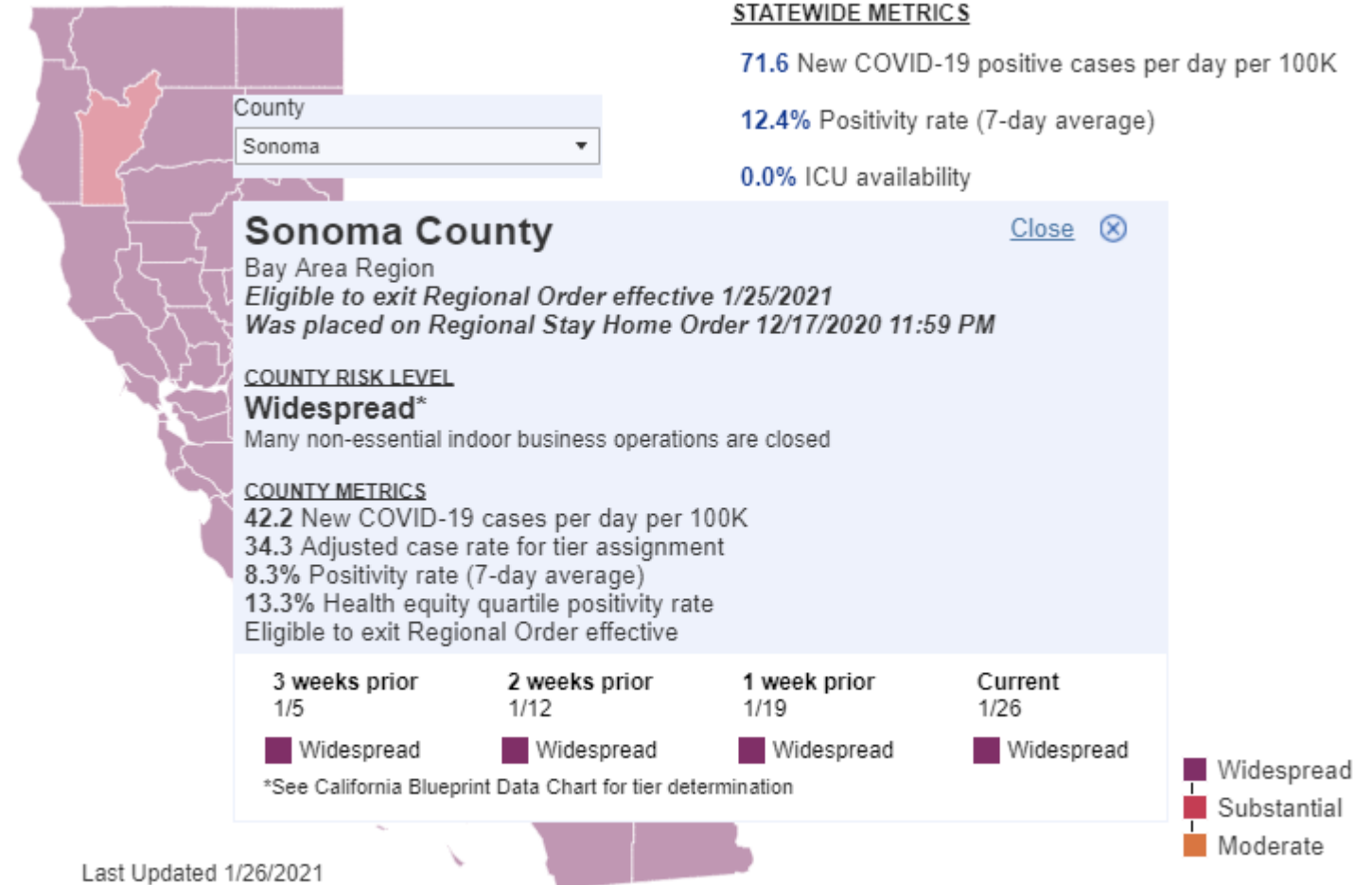
Unadjusted Case Rate: 42.2

Adjusted Case Rate: 34.3

Testing Positivity (Overall): 8.3%

Testing Positivity (Lowest HPI

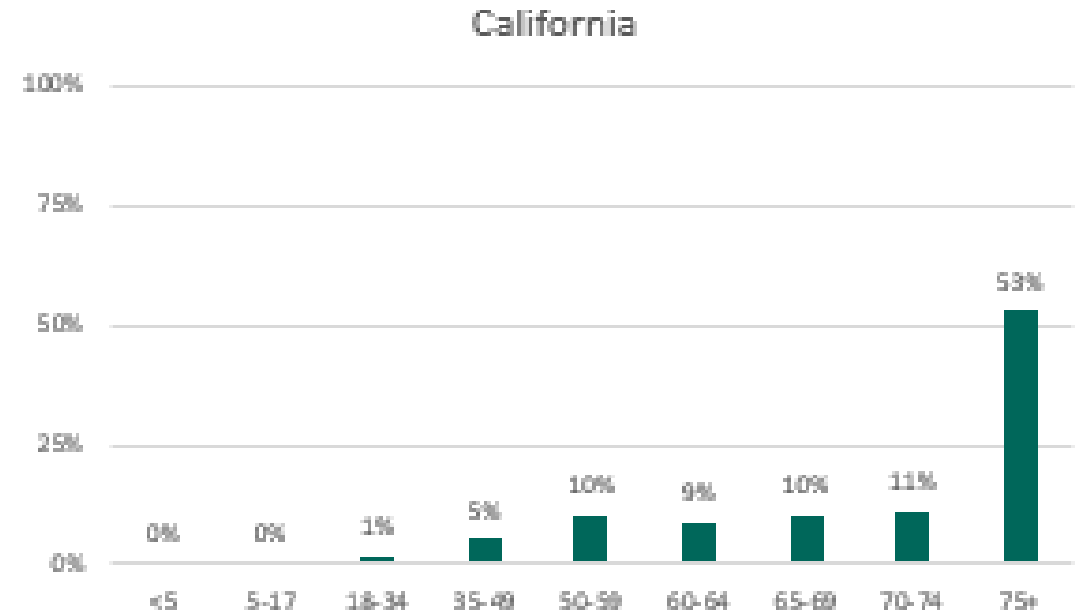
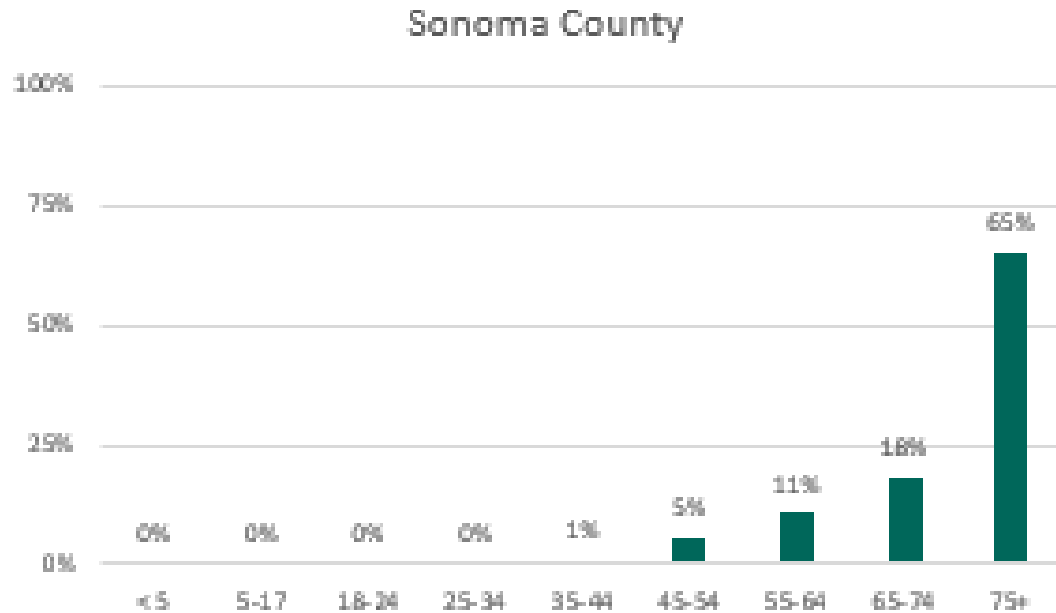
Quartile): 13.3%



Regional Stay-at-Home Order

- The Bay Area exited the Regional Stay at Home Order on Jan. 25
 - Restaurants and fitness centers are now allowed to operate outdoors, while personal care services such as hair and nail salons can reopen with modifications
- Sonoma County remains in the **Purple Tier** with associated restrictions
 - Many indoor operations remain closed

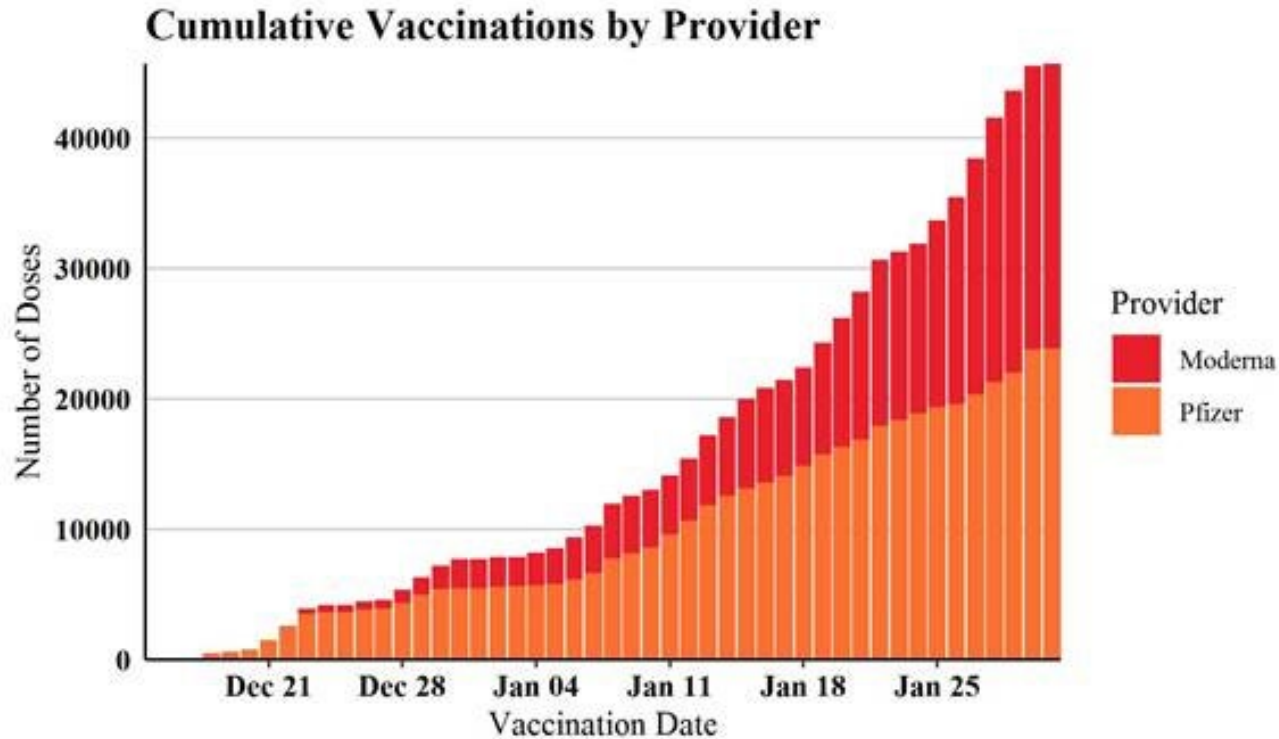
COVID-19 Deaths, by Age Group



- Deaths among adults age 75 and older account for nearly two-thirds (65%) of the COVID-19 deaths in Sonoma County and more than half of the COVID-19 fatalities statewide

Vaccine Administration

Doses administered in Sonoma County: 45,681 (as of 2/1)
(23,824 Pfizer; 21,857 Moderna)

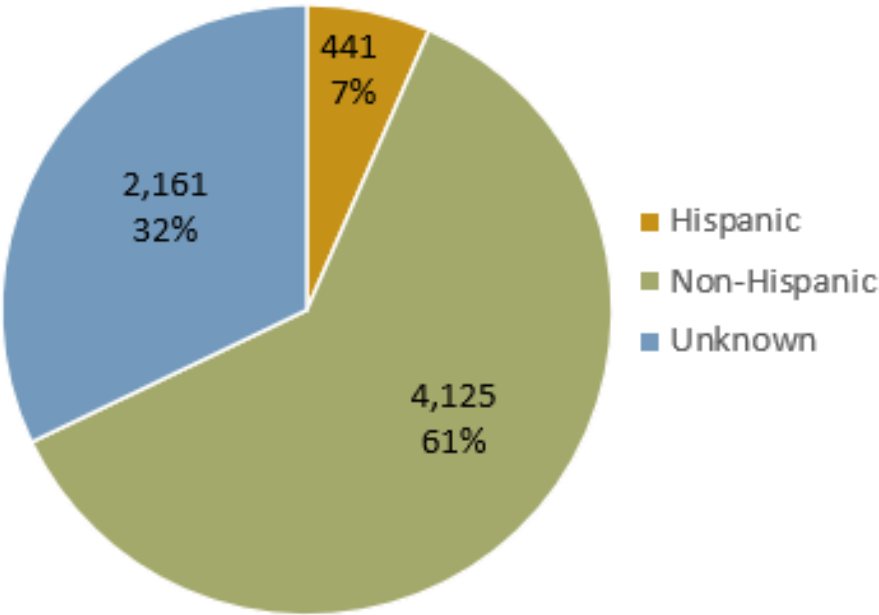


**Residents with first dose:
28,043**

**Residents fully
vaccinated with two
doses:
8,819**

Fully Vaccinated Residents, by Race/Ethnicity

Ethnicity of Vaccinated Individuals

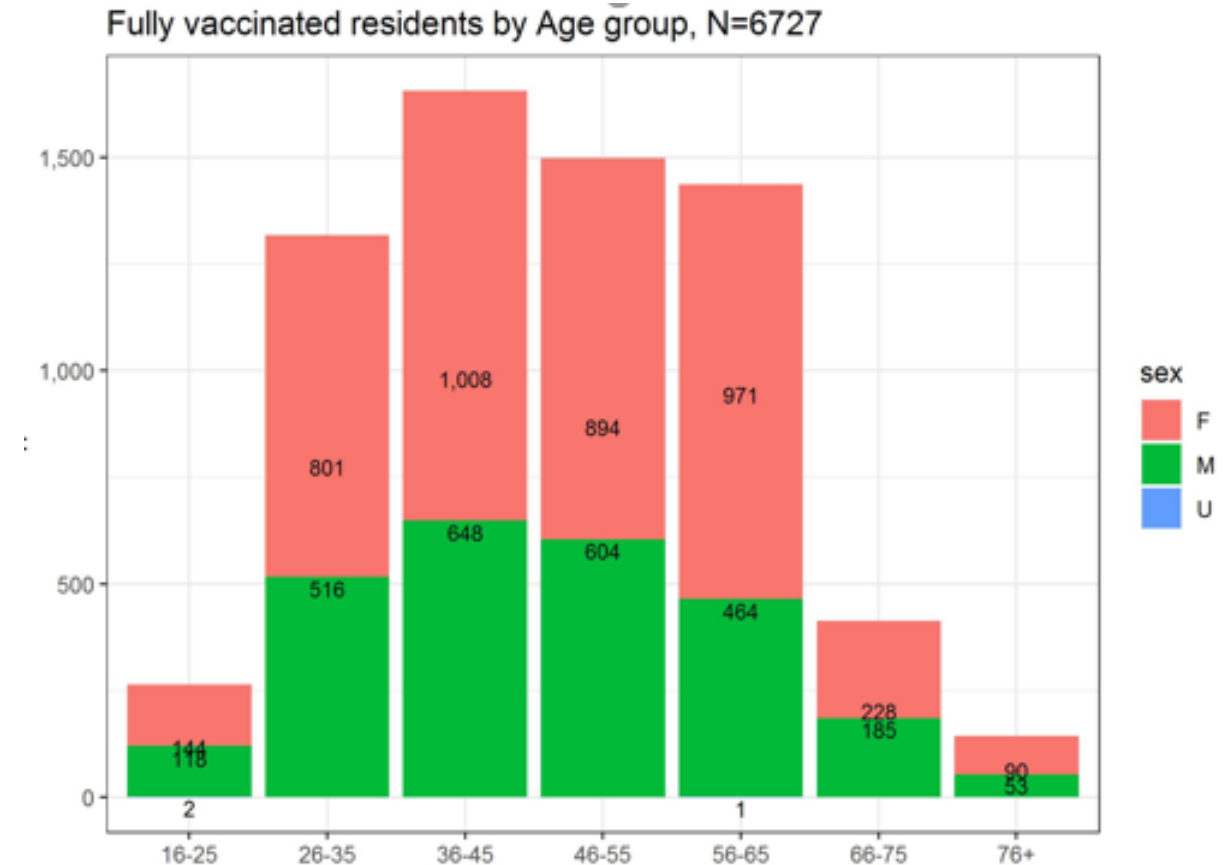


Race	N	%
Native American	54	0.8%
Asian	248	3.7%
Native Hawaiian/Pacific Islander	17	0.3%
African American	85	1.3%
White	3,100	46.2%
Other	578	8.6%
Multiracial	511	7.6%
Unknown	1,693	25.2%

Fully Vaccinated Residents, by Age and Sex

- N=6,727
 - 4,136 (62%) Female
 - 2,588 (38%) Male
 - <5 Unknown

Age group	Number vaccinated	% of vaccinated individuals	Estimated population	Est % of age group vaccinated
16-25	264	4%	25,122	1%
26-35	1317	20%	33,353	4%
36-45	1656	25%	31,111	5%
46-55	1498	22%	32,062	5%
56-65	1436	21%	34,358	4%
66-75	413	6%	26,842	2%
76+	143	2%	15,096	1%



Vaccine Equity Strategies

- Provide transparency in the science and vaccination process
- Prioritize those that shoulder the most risk
- Include culturally responsive practices throughout the implementation process
- Acknowledge explicitly the negative and painful history of healthcare in the US in communities of color that has led to distrust in healthcare, research, and government
- Engage community and stakeholders to better understand their concerns and needs and respond to these needs as much as possible
- Communicate effectively in culturally sensitive ways through trusted partners
- Learn and improve as we go



Vaccine Operations

- Clinics supported by the County now have capacity to provide up to 2,500 vaccinations a day for targeted groups. These sites include:
 - AMR and fire agency clinic for first responders and law enforcement at Public Health Lab
 - Sonoma County Medical Association clinic for health-care providers at Grace Pavilion/Fairgrounds
 - Safeway clinic for in-home supportive services workers at Sonoma County Fairgrounds
 - Clinical Health Appraisals clinic for Public Health field workers at County Administration building
 - DEMA Consulting clinic for community health promoters at Roseland Library
 - The Fitness Center at Santa Rosa Junior College-Petaluma Campus
 - Huerta Gym in the Town of Windsor for those ages 75 and up.
 - OptumServe site in Rohnert Park for those 75 and up
 - Sonoma Valley Veterans' Hall in Sonoma Valley

Vaccine Operations

Sites	Weekly Capacity
4-Jan	1120
Chanate	1120
11-Jan	1425
Chanate	200
Fairgrounds	600
La Plaza	225
Roseland Library	400
18-Jan	2100
Chanate	1000
Fairgrounds	600
La Plaza	300
Roseland Library	200
25-Jan	5604
Chanate	904
Fairgrounds	3100
La Plaza	190
Rohnert Park CC	1410
1-Feb	8275
Additional allocations	1500
Chanate	175
Fairgrounds	3900
Oakmont	600
Rohnert Park CC	2100
Grand Total	18524

