



Sonoma Water

Clean. Reliable. Essential. Every Day.

FY 2020-2021 Proposed Budget and Rates Water Transmission System

Lynne Rosselli
ADMINISTRATIVE SERVICES
DIVISION MANAGER



Transparent and Collaborative Process

Restructured Agreement requires the Board of Directors to adopt rates by the end of April each year



- **Recommended Unanimously by Technical Advisory Committee - 3/2**



- **Prior to COVID-19, Made Presentations to:**
 - **Valley of the Moon Water District - 3/3**
 - **City of Cotati - 3/10**



- **Recommended on 4/6 by all Water Contractors except City of Santa Rosa (coronavirus economic concerns)**



Hazard Mitigation Projects

Completed

Rodgers Creek Fault Crossing

Isolation Valves

River Diversion Structure

**FY20-21 Budget:
\$10.24M**

In Progress

Ely Booster Pump Station
Flood Mitigation

60% Design in
FY20-21

Mark West Creek Crossing

90% Design; Award in
FY20-21

Russian River Crossing

90% Design; Award in
FY20-21

Santa Rosa Creek Crossing

60% Design; Award in
FY20-21

Sonoma AQ Crossing of
Spring Creek & Bennett
Valley Fault Crossing

Initiate Preliminary
Design FY20-21

Tank Level - Emergency
Backup Power

Initiate Preliminary
Design FY20-21

LHMP Program Design

Initiate Preliminary
Design FY20-21



Sonoma
Water

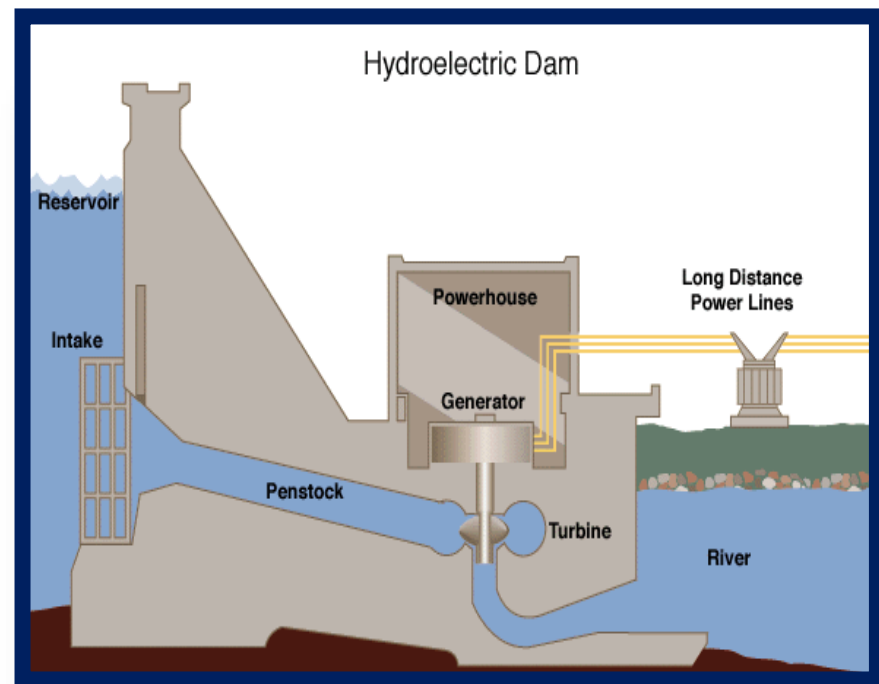
Other Capital Projects

Sonoma Booster Pump Station Upgrade	Substantial Completion Winter 2021
Mirabel Dam Bladder Replacement	100% Design; Award in FY20-21
Warm Springs Dam Hydroturbine Retrofit	90% Design; Award in FY20-21

FY20-21 Budget: \$2.2M

Total FY20-21 Capital Budget including Hazard Mitigation Projects:

\$12.6M



Sonoma
Water

Operations and Maintenance

Projects

Cathodic Protection Maintenance

Forestville Tank Recoat Project

Tank Maintenance Program

Studies

Regional Water Supply Resiliency Study

Water System Risk and Resiliency
Assessment

Watershed and Riverbank Filtration Water
Quality Studies



FY20-21 O&M Budget: \$29.6M

Dry Creek Habitat Enhancement

Phase IV: 90% Design in April; Anticipate Corps will Construct Summer 2021



FY20-21 BO Compliance,
Water Supply Planning,
Water Conservation
\$11.89M

Expenditures Compared to FY 19-20

	Budget (in Millions)	Budget (in Millions)	Change (in Millions)
Operations and Maintenance	\$27.47	\$29.61	\$2.14
Capital Projects	\$10.97	\$12.65	\$1.68
BO Compliance, Water Supply Planning, Water Conservation	\$8.48	\$11.89	\$3.41
Debt Service	\$4.84	\$4.88	\$0.03
Totals	\$51.76	\$59.03	\$7.26

Grants, Use of Fund Balance, and
Bond Proceeds

\$7.05

\$14.44

\$7.39

Rate Setting Calculation (EXAMPLE)

$$\frac{\$42,264,000}{43,707 \text{ AF}} = \$967/ \text{ Acre Foot}$$

Water Sold = Lesser of:

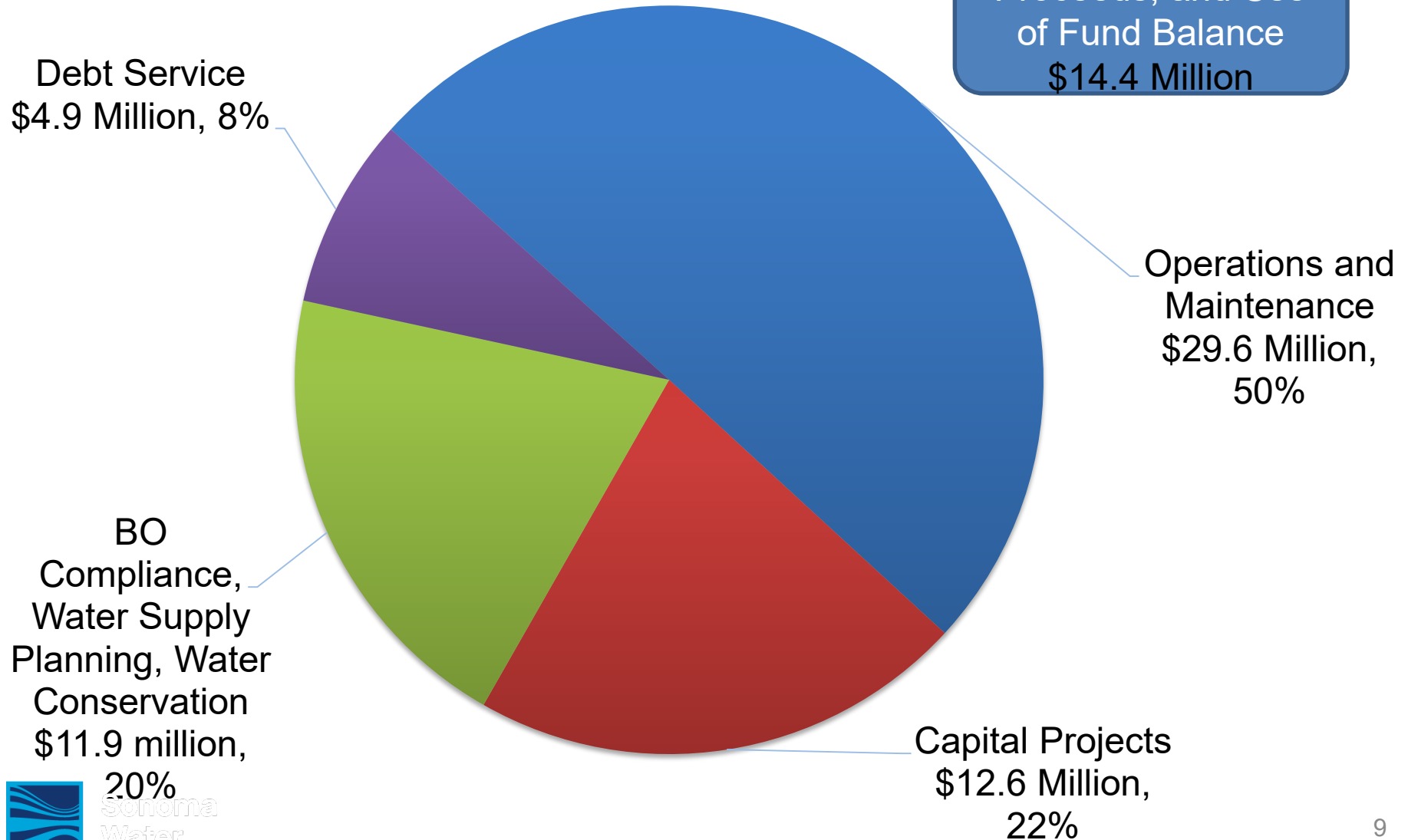
44,795 AF

or

43,707 AF



FY 20-21 Budgeted Expenditures



How the 96¢/month increase is spent:

Operations
and
Maintenance
48¢



Debt
Service
8¢



Capital
Projects
21¢



Biological Opinion
Compliance,
Water Supply Planning,
Water Conservation
19¢



Example Rate Increase for Family of Four

Per Gallon Costs:



\$54.00



\$14.00



\$10.00



\$3.19



\$3.63

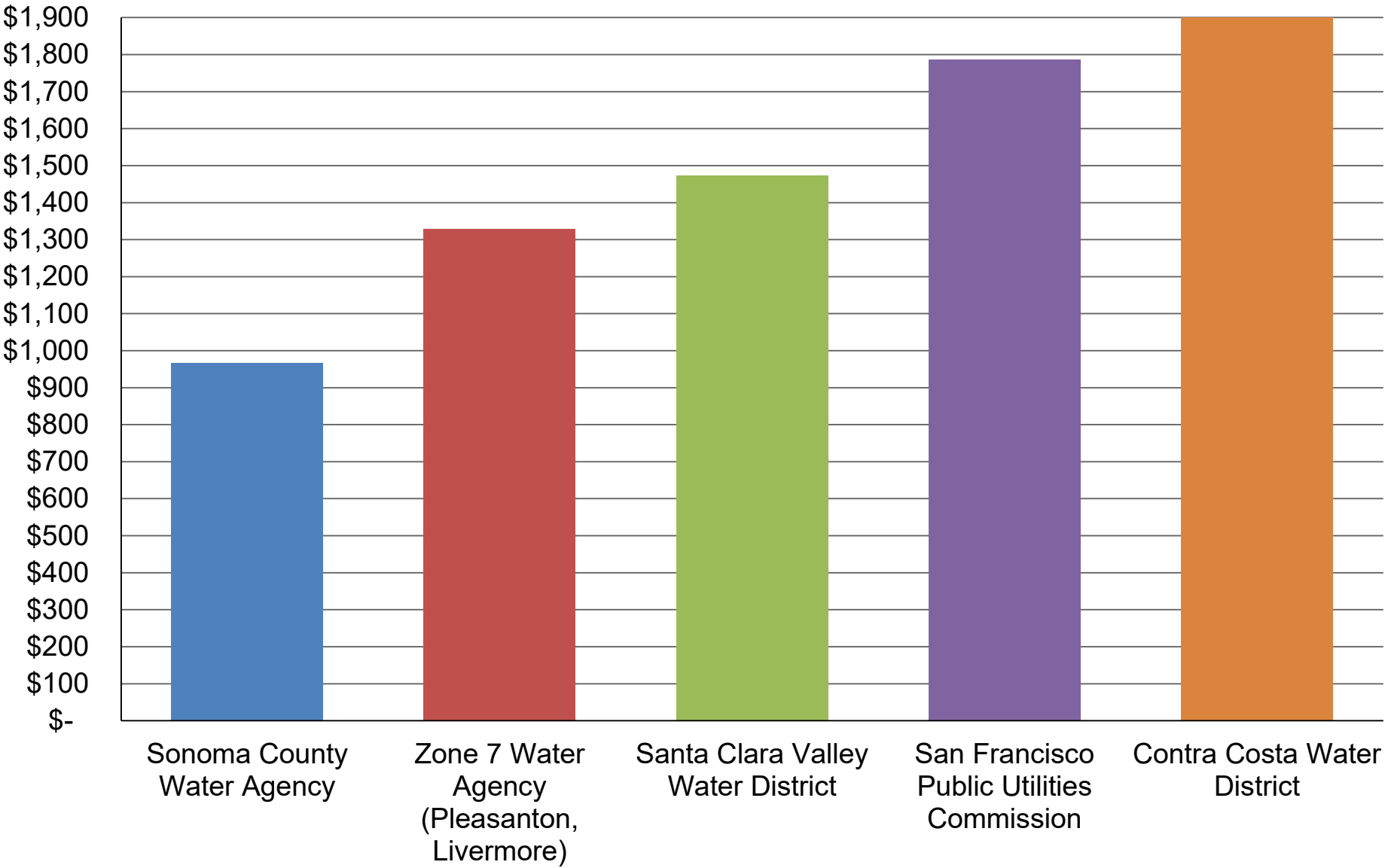


\$0.003



Sonoma
Water

2020 Wholesale Water Rates Per Acre-Foot



Next Steps

- Unanimously approved by Technical Advisory Committee: March 2020
- Approved by all Water Contractors except City of Santa Rosa (coronavirus economic concerns): April 2020
- Staff recommends that the Board of Directors adopt the FY20-21 Water Transmission Budget and Rates

Budget information available at

www.sonomacountywater.org/finance



Sonoma
Water



**Sonoma
Water**

Grant Davis
GENERAL MANAGER

Lynne Rosselli
ADMINISTRATIVE SERVICES DIVISION MANAGER