



Two Years & Counting:
Improvements since
October 2017 Wildfires

Sonoma County Board of Supervisors

October 1, 2019

Preface

- Perspective
- Recovery into Resilience
- Key Accomplishments



Focus Areas

- Alert & Warning
- Emergency Management
- Community Preparedness
- Emergency Operations Centers
- County Business Functions
- Actual Incidents

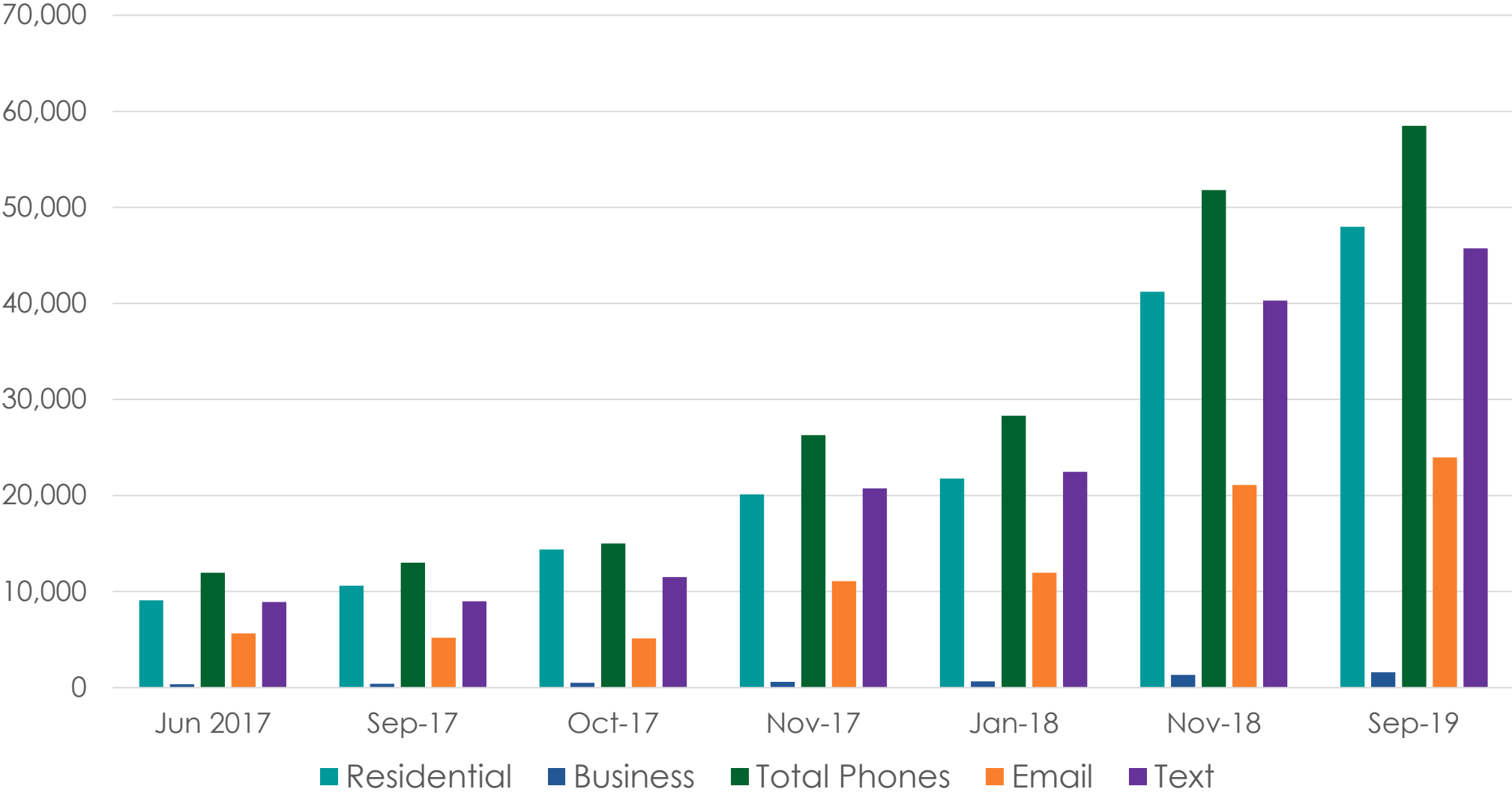


Alert & Warning

- Assessments
- New A&W Warning Program
- Dedicated staff
- Maximized system capabilities
- Use in actual events
- Integrated Spanish messaging
- Real-world testing – 2018 & 2019
- Expanded public outreach
- Standing A&W Committee
- **Increased SoCoAlert subscribers**



SoCoAlert Subscriptions



Alert & Warning

- SoCoEmergency.org
 - New systems: Sheriff's Hi/Lo; NOAA radio
 - More activators
 - State / Federal policies and guidance
 - Fire Watch cameras
-
- Continual assessment and improvement
 - **Pending grants for sirens & cameras**



Emergency Management

- Assessments
- New Department
- Expanded functions
- Reclassified Emergency Manager to Director
- 24/7 Staff Duty Officer
- Potential for Joint Powers Agreement
- MOU for Social Services mutual aid
- Human Services as co-chair of Shelter Council
- Animals in Disaster Response Plan
- **Increased Red Flag fire staffing**



Community Preparedness

- Community Preparedness Program Manager
- Community Preparedness Communications & Outreach Plan
- Access & Functional Needs (AFN) Committee
- Major two-year marketing campaign
- Dozens of community preparedness events
- Disaster Preparedness Fair
- Community Evacuation Planning
- **Grant for ADA shelter cots and showers**



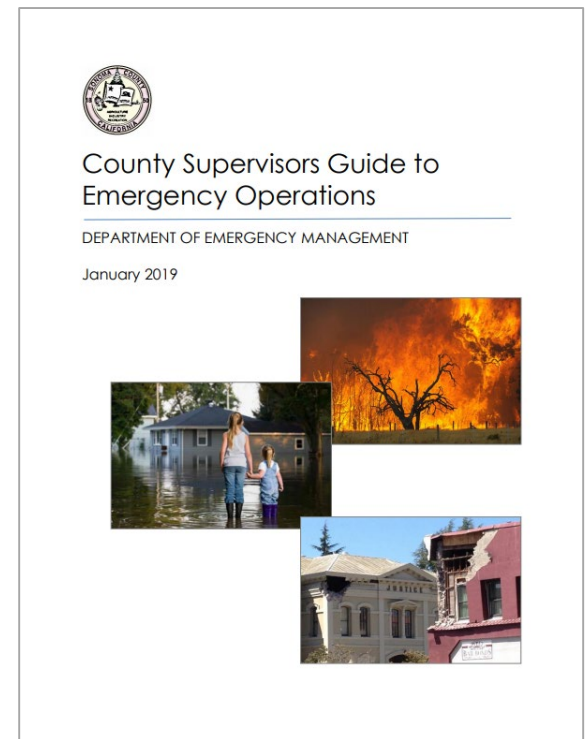
Emergency Operations Center (EOC)

- After Action Reports
- Re-aligned Organization
- EOC Leadership Team
- Manual Status Boards system
- Modest facility improvements
- Information sharing software
- **Staff Development program**



County Business Functions

- Continuity of Operations Plan (COOP)
- Human Resources: Learning Management System (LMS)
- Staff Wellness Benefits for Disaster Preparedness
- HSD contract expansion of 2-1-1
- HSD staff training
- Functional Assessment Support Teams (FAST)
- Fairgrounds animal evacuation and supplies
- Retirement line of credit
- **Supervisor's Guide to Emergency Operations**



Grants

- Hazard Mitigation Grant Program (HMGP)
- Pre-Disaster Hazard Mitigation Grant Program (PDM)
- Community Development Block Grant – Disaster Recovery (CDGB-DR)
 - Unmet Needs
 - Mitigation
- CAL FIRE
- Urban Area Security Initiative (UASI)



Hazard Mitigation Grant Program (HMGP)

HMGP Projects Under Review – Total Project Costs \$31M

Natural Resources Planning and Restoration \$10M	Early Detection and Warning \$7.9M	Road Improvements and Seismic Retrofit \$3.1M	Home Hardening and Defensible Space \$6.7M
	Flood Elevation \$1.8M	Backup Power \$1.2M	Mitigation Planning \$150K

- **16** Applications Under Review (Cal OES and FEMA)
- **13** NOIs Recently Approved/Proposals in Development

Awarded Projects

1. Multi-jurisdictional Hazard Mitigation Plan Updates **\$249,998**
2. Community Wildfire Protection Plan **\$150,000**
3. Santa Rosa Road Yard Generator **\$186,741**
4. Ely Booster Station Structural Retrofit - **\$2,310,895**
5. Russian River Sanitation District Secondary Treatment Clarifiers Seismic Retrofit Project - **\$2,238,402**



FEMA Pre-Disaster Mitigation

Four notices submitted by TPW:

- Rio Nido Culverts, Cavedale & Trinity Roads Fuels Reduction, Canyon Road Drainage System, Villa Grande Flood Mitigation Plan

Community Development Block Grant – Disaster Recovery

- Sonoma County's **Unmet Needs** allocation is \$4,698,809. County is awaiting HCD program guidelines
- CDGB-DR **Mitigation** rules published in late August. County's allocation is still unclear.



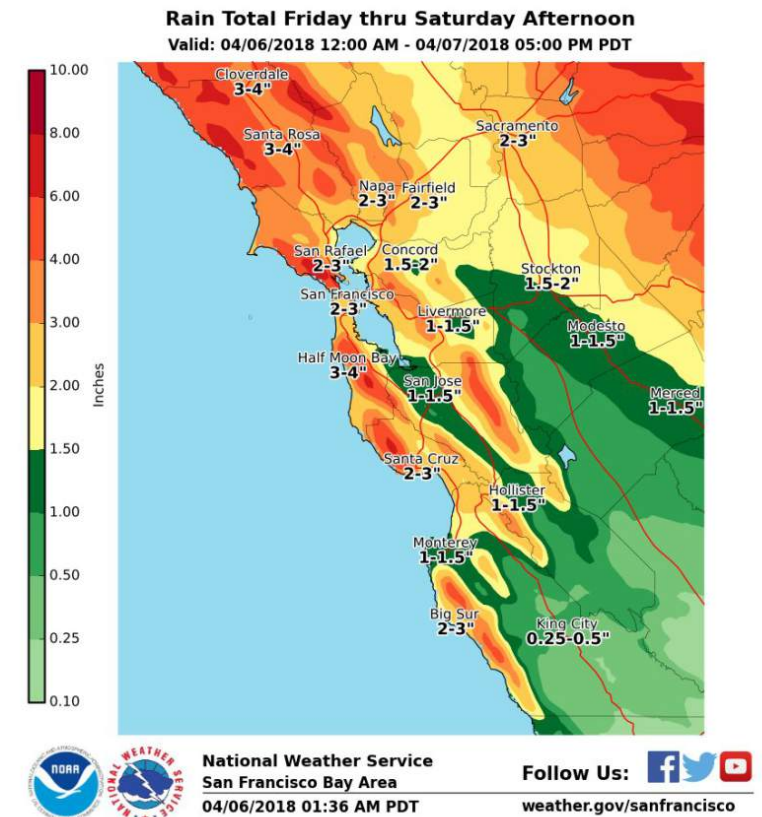
CAL FIRE

- Funding opportunities for projects that address **Fire Prevention** and **Forest Health**
- If awarded, potential match for HMGP projects



Actual Incidents

- Oct/Nov 2018 De-energization Incidents
- Nov 2018 Air Quality
- Staff deployments to other jurisdictions
- **Feb 2019 Winter Storm and Flood**
- Sep 2019 De-energization



Vegetation Management

Transportation & Public Works

- Standard maintenance for roadways
- Expanded this year to within 4 feet of the edge of roadways and 15 feet up
- Partnership with Youth Ecology Corps
- Ongoing hazard tree removal
- West County Roadway Safety, Fuels Reduction, Chipper and Engagement Project
- Grant for Lake Sonoma area – work to start in 2020

Agriculture & Open Space

- Ongoing mowing, grazing, thinning on fee-title properties
- Plans for shaded fuel breaks and proscribed burns; geospatial data
- Information for landowners on easement properties



Vegetation Management

\$900K Authorized by BOS on April 2, 2019 for the Expanded Fuels Reduction and Landscape Resiliency Campaign

- \$375K-400K for proactive vegetation management inspections - Spring 2020 into Fall 2020 (funding crosses fiscal years)
- \$80K-100K to conduct abatement for non-compliance - June 2020 into Fall 2020
- Program change request in process to address staffing needs for large parcels, project implementation - expected completion December 2019
- Filled existing Environmental Specialist position with a Registered Professional Forester to support permitting and compliance requirements
- In conjunction with Fire Safe Sonoma finalizing projects, key deliverables and metrics based on the county's proposed investment for community education and engagement
- 3 meetings with internal Sonoma County Departments and other agencies to develop & coordinate systems to ensure collaboration between departments regarding fuels projects
- Full program funding to be completed by end of January 2020



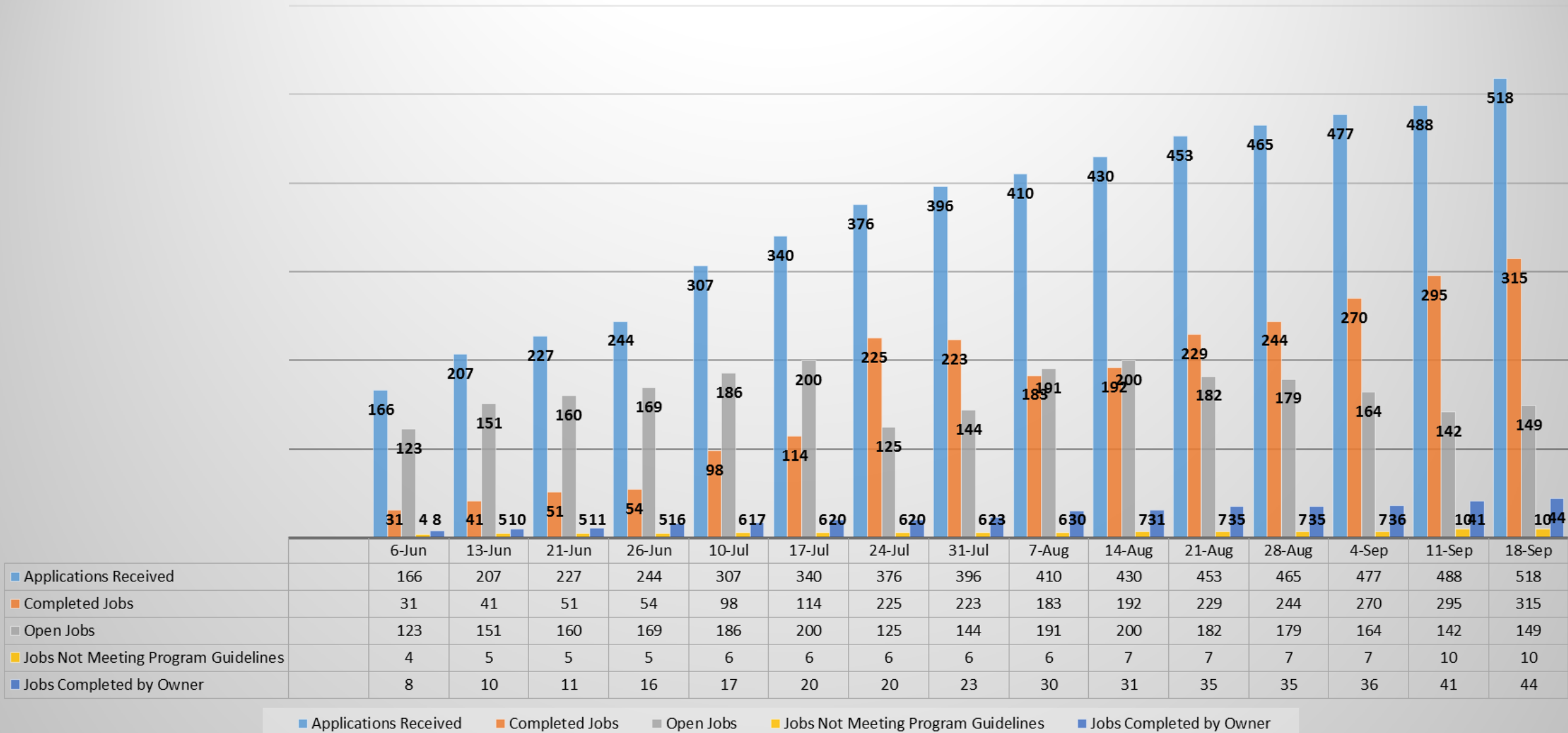
Hazardous Vegetative Fuels Inspections in Sonoma County

Complaint Inspections	Complaints Received YTD	Inspections to-date
Sonoma County Staff	97	90
Local Fire District Staff	156	64
Complaint-Total	253	154
Pro-Active	Goal*	Inspections to-date
Sonoma County Staff	500	423
Contracted Local Fire District Staff	3,000	2,192
CAL FIRE Staff	6,000	2,796
Proactive Inspections – TOTAL	9,500	5,411

* Annual goal is to cover 20% to 33% of parcels – funding and staff limited.



2019 Chipper Stats to Date



- Progress
- Challenges
- Real Change: Community

