



Sonoma  
Water

# FY 2022-2023 Proposed Rates Sanitation Districts and Zones

Grant Davis  
General Manager

Lynne Rosselli  
Administrative Services  
Division Manager



[sonomawater.ca.gov](http://sonomawater.ca.gov)



# Requested Board Actions

- Adopt Resolutions (5) overruling objections, adopting a report on charges for sewage services, modifications to rate structures and confirming charges for 1) Sonoma County Water Agency Sanitation Zones Airport-Larkfield-Wikiup, Geyserville, Penngrove, and Sea Ranch; and County Sanitation Districts 2) Occidental, 3) Russian River, 4) South Park, and 5) Sonoma Valley.
- Adopt Ordinances setting sewer service charges, on behalf of Sonoma County Water Agency Sanitation Zones calling for collection on the tax roll for all Zones, and remaining in effect until modified by the Board, and making findings and determination of exemption pursuant to the California Environmental Quality Act.
- Adopt Ordinances for the County Sanitation Districts setting sewer service charges, revising rate structures and calling for collection on the tax roll, and remaining in effect until modified by the Board, and making findings and determination of exemption pursuant to the California Environmental Quality Act.





# Business Model

- Long-Term Financial Plans set target rates for next 5+ years
- Capital Investments Goal - Reinvest at rate of depreciation
- Use rate increases above CPI for capital investments
- Keep routine operations and maintenance expenses at CPI



# FY 2022/2023 Proposed Rate Increases

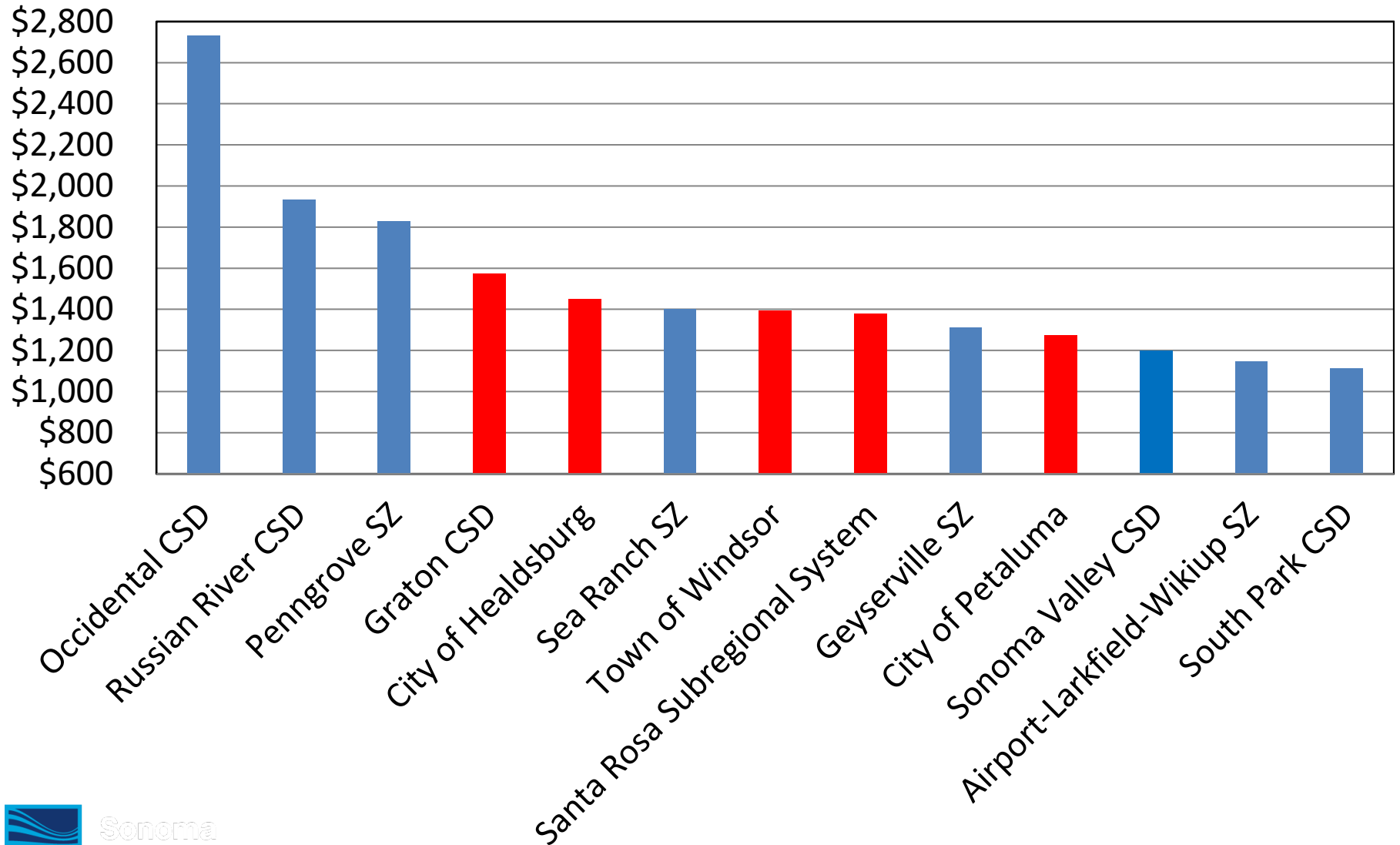
Zone	Airport, Larkfield, Wikiup		Geyserville		Penngrove		Sea Ranch	
Percent Increase	8.5%		8.8%		8.0%		8.9%	
FY 22-23 Amount	\$1,148	\$90	\$1,310	\$106	\$1,828	\$136	\$1,400	\$114

District	Occidental		Russian River		Sonoma Valley		South Park	
Percent Increase	4.9%		8.9%		6.0%		3.5%	
FY 22-23 Amount	\$2,732	\$128	\$1,932	\$158	\$1,200	\$68	\$1,112	\$38

*Note: FY 22-23 Amount = Annual Charge per Equivalent Single Family Dwelling and Dollar Increase over FY 21-22.*

# Annual Charges for Sewer Service - 2022

Based on 200 Gallons per Day per Equivalent Single Family Dwelling



# Rate Calculation – Sanitation Zones

Zone	Airport-Larkfield-Wikiup	Geyserville	Penngrove	Sea Ranch
Rate Increase	8.5%	8.8%	8.0%	8.9%
Operating Revenue	5,800,000	740,000	973,000	1,048,000
Operating Expenses	5,332,000	803,000	1,044,000	1,027,000
Net Revenue	468,000	(63,000)	(71,000)	21,000
Grants/Loans	30,000	15,000	15,000	15,000
FY22-23 Capital Improvements	204,000	73,000	45,000	450,000
FY24-27 Projects	8,998,000	1,378,000	2,431,000	2,605,000
	Replace Main Electrical Breaker & Filter Modules, Sludge Removal, Piping Improvements, EQ Basin, Aeration Basin Aerators	Sludge Removal, Force Main Replacement, Sewer Management Plan	Replace/Upsize Force Main & Lift Station Pumping Capacity	Plant Upgrades

# Rate Calculation – Sanitation Districts

District	Occidental	Russian River	Sonoma Valley	South Park
Rate Increase	4.9%	8.9%	6.0%	3.5%
Operating Revenue	2,511,000	10,726,000	17,715,000	4,458,000
Operating Expenses	1,674,000	7,980,000	13,396,000	3,331,000
Net Revenue	837,000	2,746,000	4,319,000	1,127,000
Grants/Loans	15,000	1,468,000	12,709,000	15,000
FY22-23 Capital Improvements	510,000	2,075,000	8,507,000	615,000
FY24-27 Projects	9,135,000	17,602,000	36,332,000	13,183,000
	Replace Force Main, Automation Project, Occidental - Graton Pipeline	Force Main, Headworks, Lift Stations, Underground Tank, Electrical Service, UV System Retrofit, Recycle Water Truck Fill Station	Replace Trunk Mains, Pumping & Piping Upgrades, Recycled Water Line Replacement, Hazard Mitigation, Creek Bank Repair	Santa Rose Ave Sewers, Collection System Replacement Project, Transfer to City of Santa Rosa



# Grants and Loans - Awards

	Grant/Loan Awards (Dollars) past 5 Years	Grant/Loan Applications Pending (Dollars)
Airport-Larkfield-Wikiup SZ	33,000	58,000
Geyserville SZ	38,000	24,000
Penngrove SZ	350,000	22,000
Sea Ranch SZ	-	24,000
Occidental CSD	-	1,526,000
Russian River CSD	5,801,000	9,270,000
Sonoma Valley CSD	605,000	2,684,000
South Park CSD	-	58,000
<b>Total</b>	<b>6,826,000</b>	<b>13,667,000</b>

## Additional Notes:

1. All Districts and Zones - Low Income Household Water Assistance Program (up to \$2,000 per eligible household) – pending application
2. Occidental County Sanitation District: pursuing \$6.5 million for Occidental CSD to Graton CSD pipeline construction - Project Development
3. Sonoma Valley CSD - \$15 Million Bond Issue in July 2022 to fund capital improvements





# FY 2021-2022

## Sanitation Highlights



- Airport - Main Electrical Breaker and Filter Modules, Sludge Removal
- Geyserville – Force Main Replacement
- Penngrove – Force Main and Lift Station Pumping Capacity
- Sea Ranch – Lift Station Control Panel Replacement, Influent Pipeline Creek Crossing
- Occidental - Hauling Wastewater to Airport Treatment Plant, Design of Pipeline to Graton CSD
- Russian River – Headworks, Lift Station/Force Main Project (State grant), UV Disinfection Upgrade, Underground Storage Tank Replacement
- Sonoma Valley – Sewer Trunk Main Replacements, Headworks Project, Pumping/Piping Upgrades
- South Park - Multi-year Transition of O&M to City of Santa Rosa



# Public Outreach

- Tours of sanitation facilities on hold due to Pandemic
- Annual Prop. 218 Newsletters



Sonoma  
Water



# Public Outreach Annual Prop. 218 Newsletters




Sonoma  
Water



Sonoma  
Water

## DO FLUSH




The following can be flushed down the toilet.



Toilet paper

## DO NOT FLUSH

The following cannot go in the toilet as they can clog pipes and septic systems.

				
Paper towels	Cigarette butts	Disposable diapers	Wipes (Baby or flushable)	Feminine hygiene products
				
Plastics	Medications	Cotton (Cotton swabs or balls)	Dental floss	Toxic Substances

**Dispose these items in the trash.**



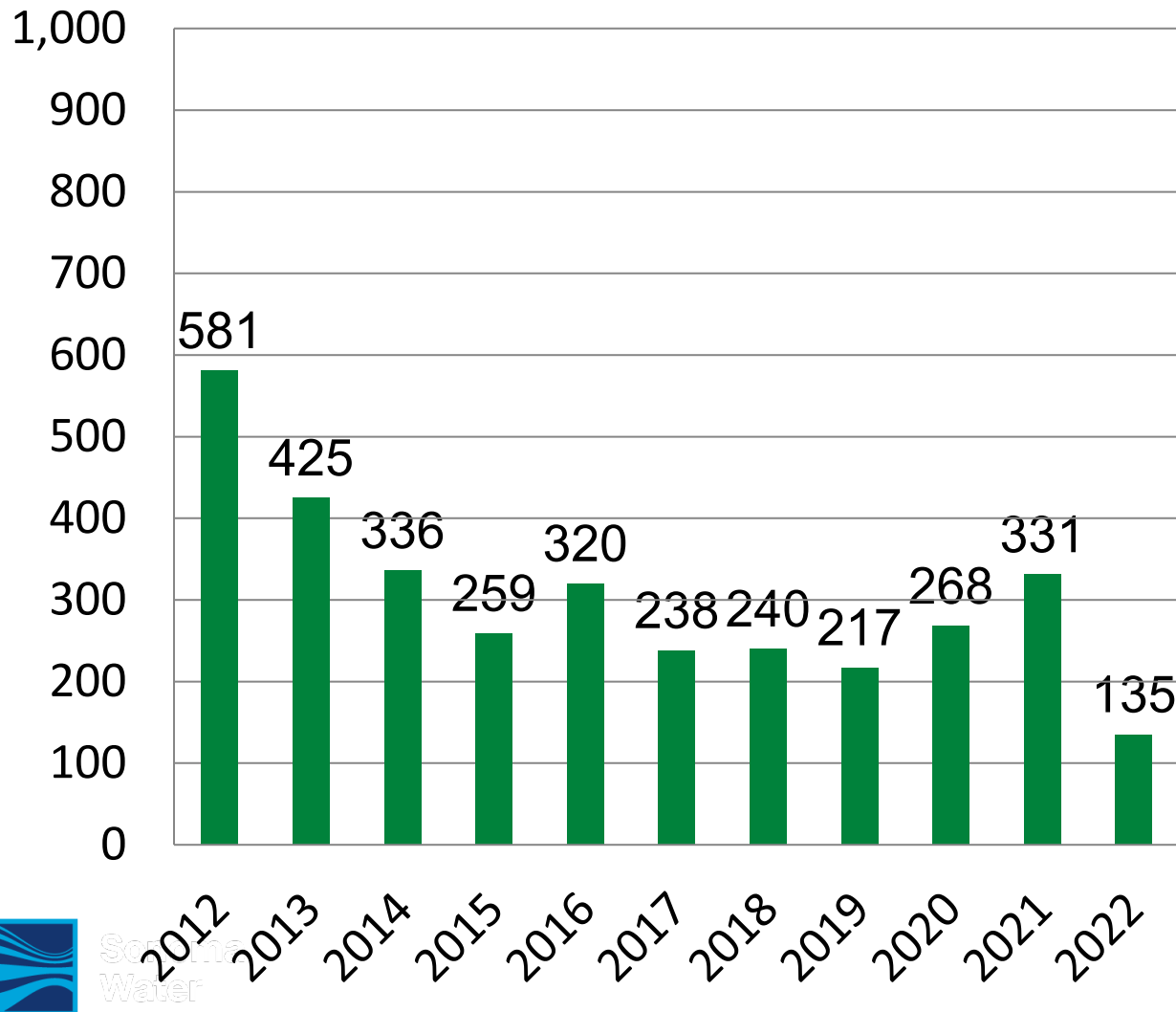
# Water Use Efficiency Rebates



Efficiency Upgrades  
for Low-Income  
Residents



# Total Protest Returns



## Range

Geyserville - 0.35%

Penngrove – 2.11%

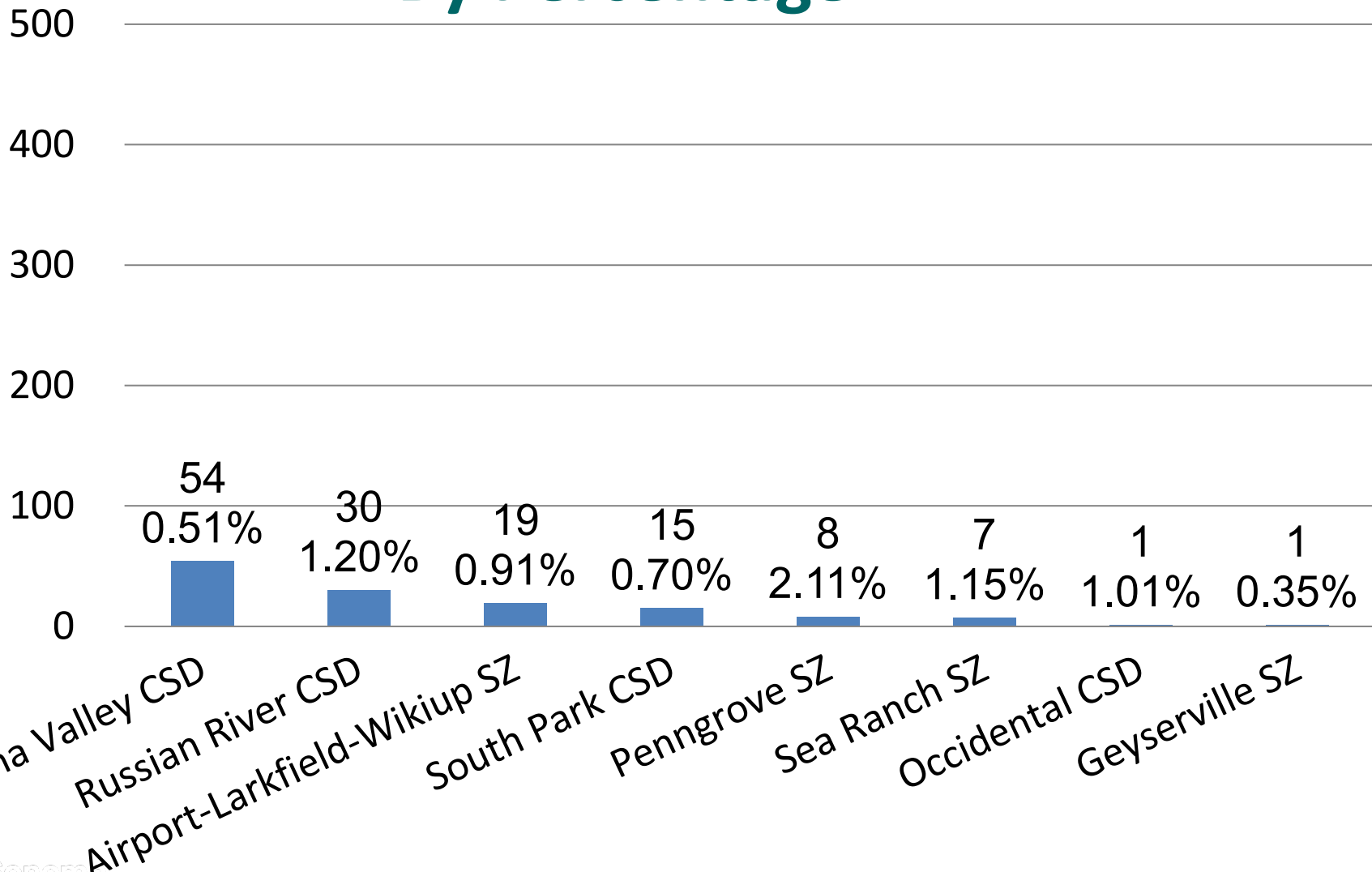
Average – 1.00%

Total Number of  
Equivalent Single  
Family Dwellings:  
31,258



Sonoma  
Water

# Proposition 218 Protest Data By Percentage



Sonoma  
Water

# Requested Board Actions

- Adopt Resolutions (5) overruling objections, adopting a report on charges for sewage services, modifications to rate structures and confirming charges for 1) Sonoma County Water Agency Sanitation Zones Airport-Larkfield-Wikiup, Geyserville, Penngrove, and Sea Ranch; and County Sanitation Districts 2) Occidental, 3) Russian River, 4) South Park, and 5) Sonoma Valley.
- Adopt Ordinances setting sewer service charges, on behalf of Sonoma County Water Agency Sanitation Zones calling for collection on the tax roll for all Zones, and remaining in effect until modified by the Board, and making findings and determination of exemption pursuant to the California Environmental Quality Act.
- Adopt Ordinances for the County Sanitation Districts setting sewer service charges, revising rate structures and calling for collection on the tax roll, and remaining in effect until modified by the Board, and making findings and determination of exemption pursuant to the California Environmental Quality Act.





**Sonoma  
Water**

Grant Davis

General Manager

[Grant.Davis@scwa.ca.gov](mailto:Grant.Davis@scwa.ca.gov)

Lynne Rosselli

Administrative Services Division Manager

[Lynne.Rosselli@scwa.ca.gov](mailto:Lynne.Rosselli@scwa.ca.gov)

    [sonomawater.ca.gov](http://sonomawater.ca.gov)