



# COVID-19 Emergency Response Update and On The Move Agreement Amendment

**March 01, 2022**

**Tina Rivera**

Director

Sonoma County Department of Health Services

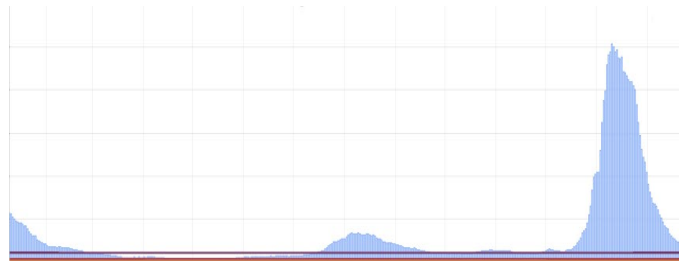
**Dr. Sundari Mase**

Sonoma County Health Officer

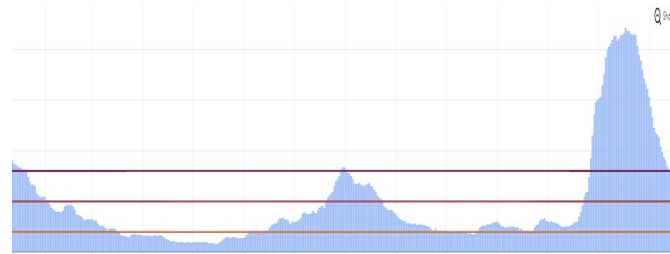


**sonoma county**  
DEPARTMENT OF HEALTH SERVICES

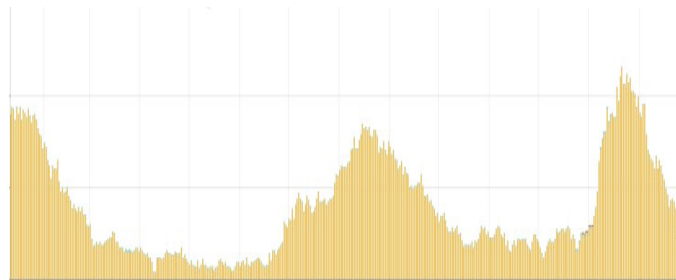
# Overall Countywide Trends



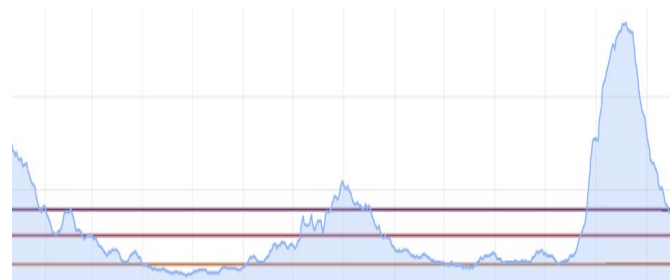
New cases per 100,000 residents per day



Overall test positivity



COVID-19 hospitalizations

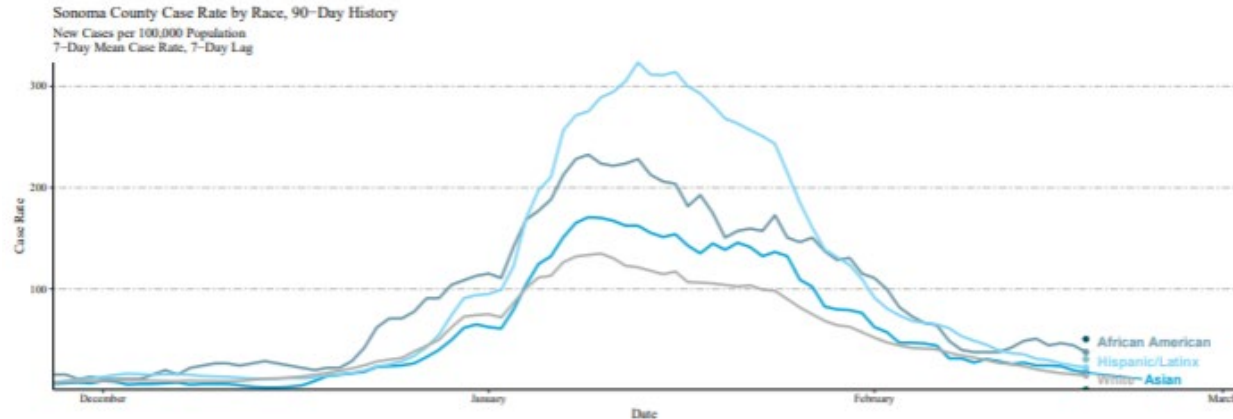


Lowest HPI test positivity

- **Metrics as of 02/28/22:**
  - **18.8** new cases per 100,000 residents per day
  - **5.5%** overall test positivity
  - **6.4%** test positivity in lowest HPI quartile
- COVID-19 hospitalizations declining (**31** currently hospitalized)
- **51** people have died from COVID-19 since January 01, 2022

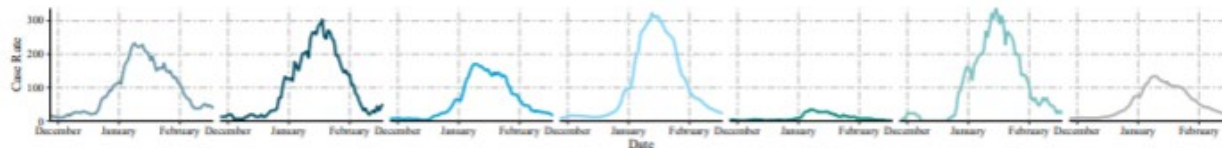
# Case Rates by Race/Ethnicity

- **American Indian/Alaskan Native** residents are currently experiencing the highest case rates at **51** new cases per 100,000 residents per day, followed by **Black/African American** residents at **38** new cases per 100,000 per day

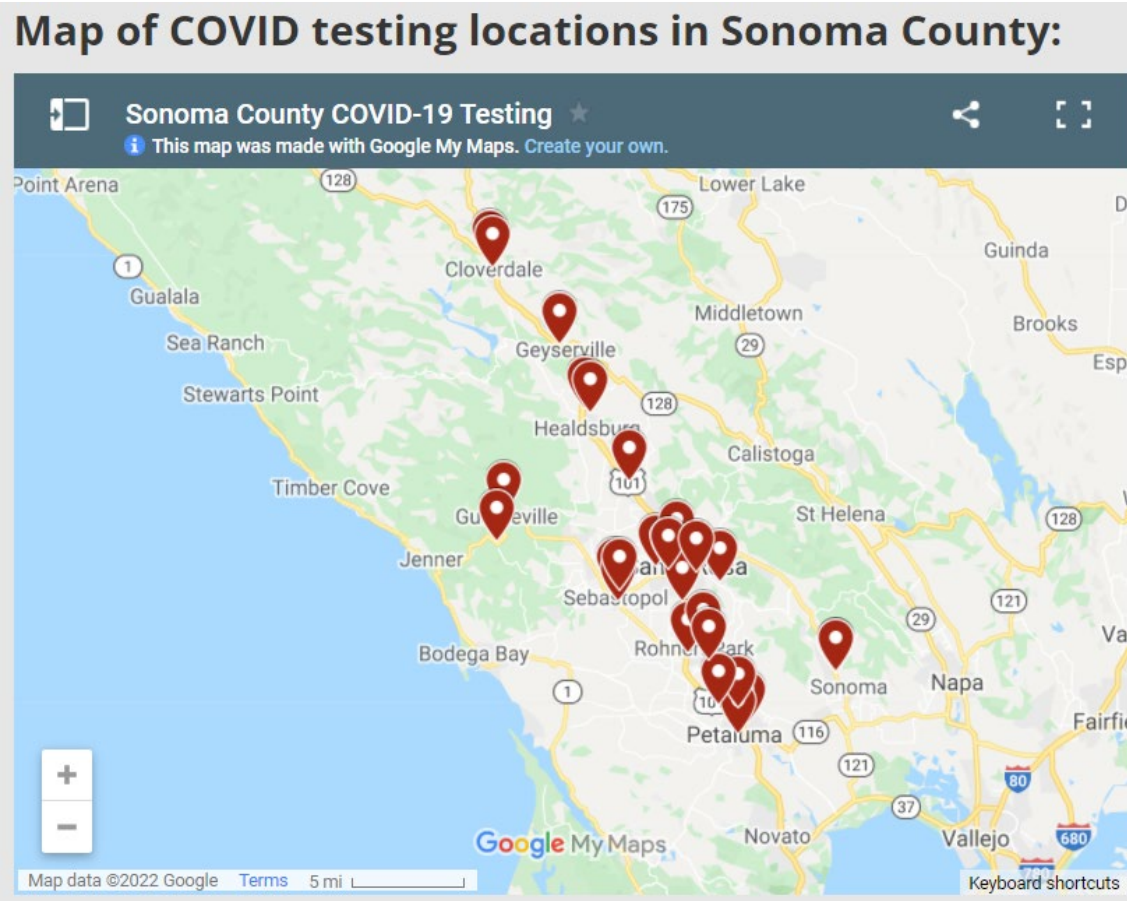


Current Case Rate:

African American	American Indian / Alaskan Native	Asian	Hispanic/Latinx	Multiple Race	Pacific Islander	White
37.67	50.57	17.51	22.34	0.81	30.66	14.74



# Testing Updates



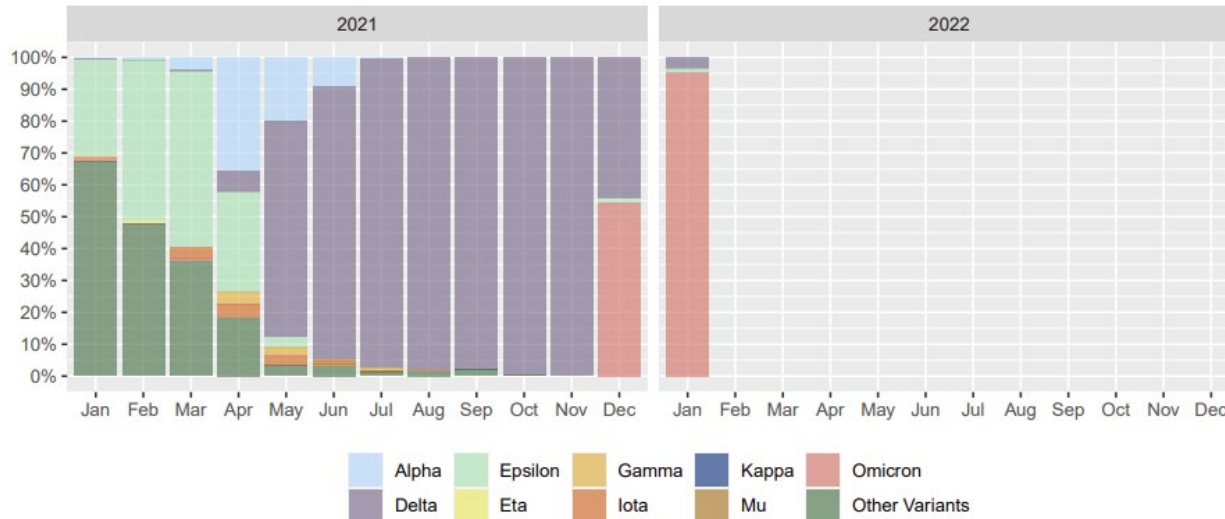
- Currently conducting 477 PCR tests per 100,000 per day
- Increasing Capacity: new testing sites and expanding rapid test options
- How to find/schedule tests:  
<https://socoemergency.org/emergency/novel-coronavirus/testing-and-tracing/>

# Antigen Tests

- Encouraging CA Testing Taskforce Option:
  - <https://testing.covid19.ca.gov/get-started/>
- DHS Public Sites (more to come): Andy's Unity Park, Cloverdale Grange
- Reporting Home Tests:
  - <https://socoemergency.org/testreport/>
  - <https://socoemergency.org/reportepueba/>
- Call our Hotline for help or resources:
  - Bilingual (707) 565-4667
  - Spanish Only (707) 565-4701

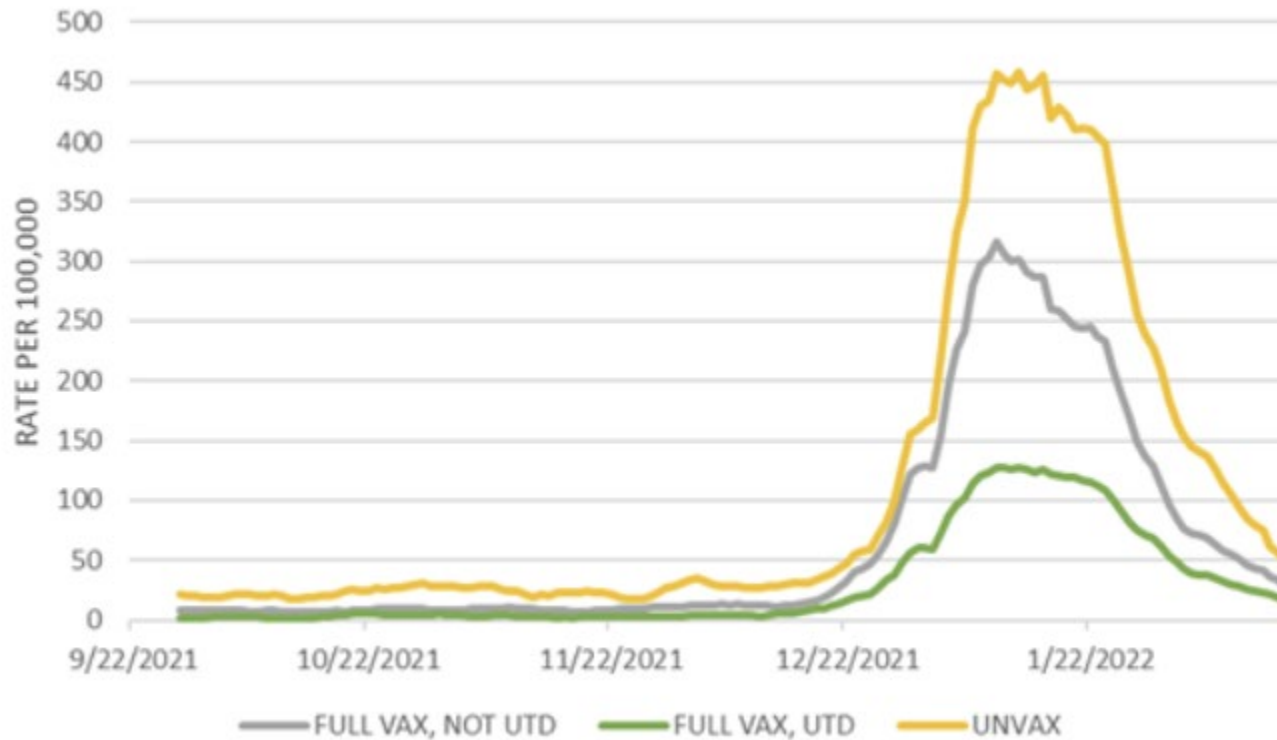


# Monitoring COVID-19 Variants



- Not all cases are currently genotyped due to high case volume
- Samples are genotyped locally at PHL (up to 64 per week), some by State labs, and some by Federal labs
- Prioritize samples tested to increase likelihood of detecting concerning new variants:
  - International travel
  - Severity of outcomes (hospitalization/death)
  - Large outbreaks
  - Booster breakthrough cases

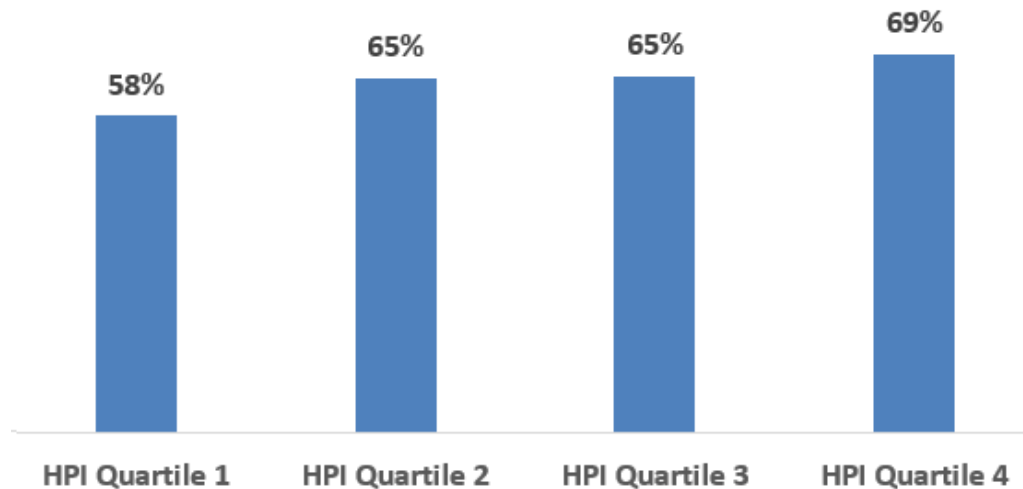
# Sonoma County Case Rates by Vaccination Status



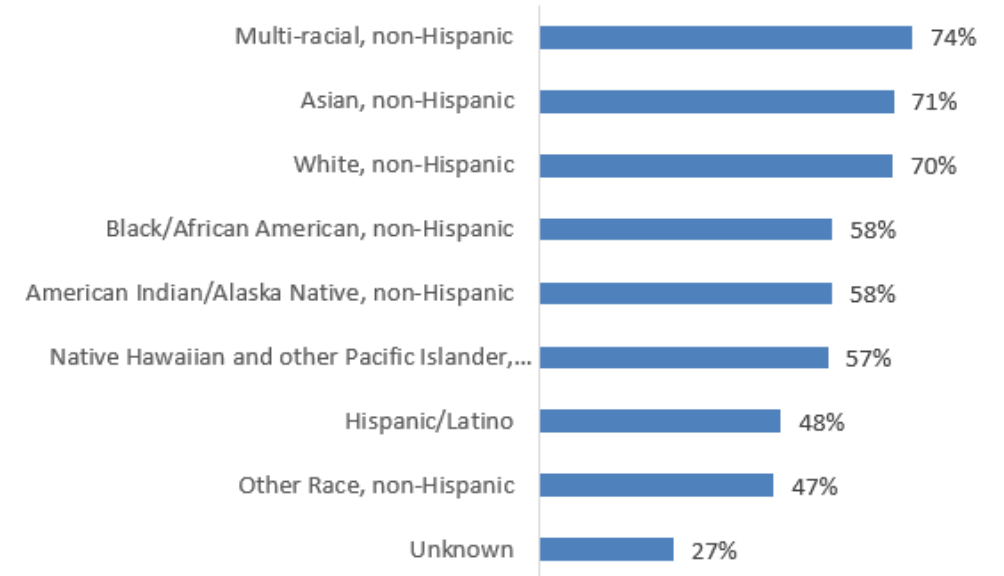
- Sonoma County case rates during the Omicron surge have been substantially lower among fully vaccinated up-to-date (UTD) individuals (those still current on their initial vaccination series or boosted) than fully vaccinated individuals who are not up-to-date or unvaccinated individuals

# Vaccine Booster Dose Administration

Proportion of eligible 12+ year-olds with booster dose, by HPI Quartile



Proportion of eligible 12+ year-olds with booster dose, by Race/Ethnicity



- 63.5% of currently eligible 12+ year-olds have received their booster doses
- 74.1% of eligible adults aged 50+ have received their booster doses



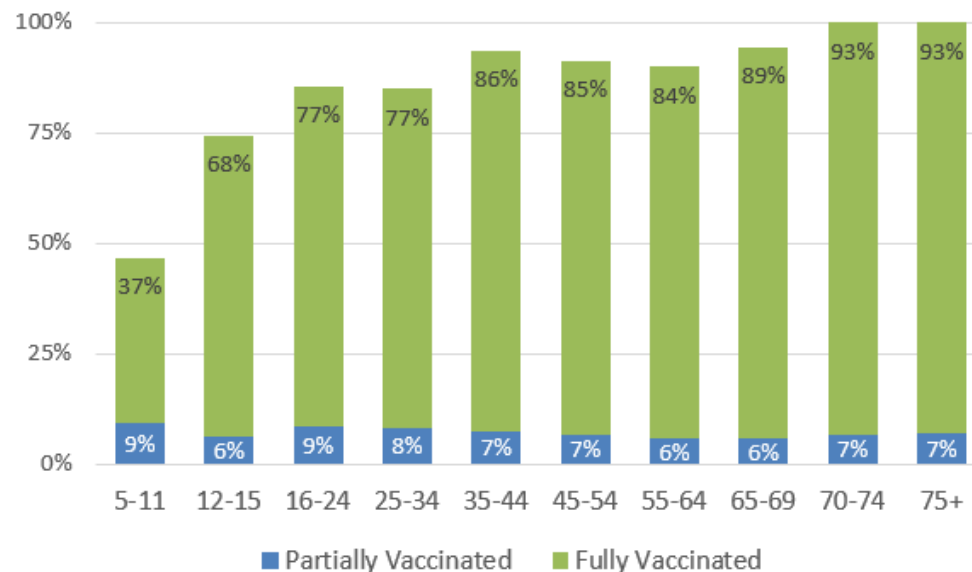
# Sonoma County Vaccination Progress in Context

- Sonoma County currently has the **10th highest vaccination rate** of the 58 counties in California
  - Population that is fully vaccinated: 77.0% (380,819 fully vaccinated)
    - **10.0% higher vaccination rate** than California
  - Cumulative deaths per 100k: 87 (431 total deaths)
    - **58.2% less deaths** per 100k residents than California
  - Cumulative cases per 100k: 16,706 (82,584 total cases)
    - **25.4% less cases** per 100k residents than California

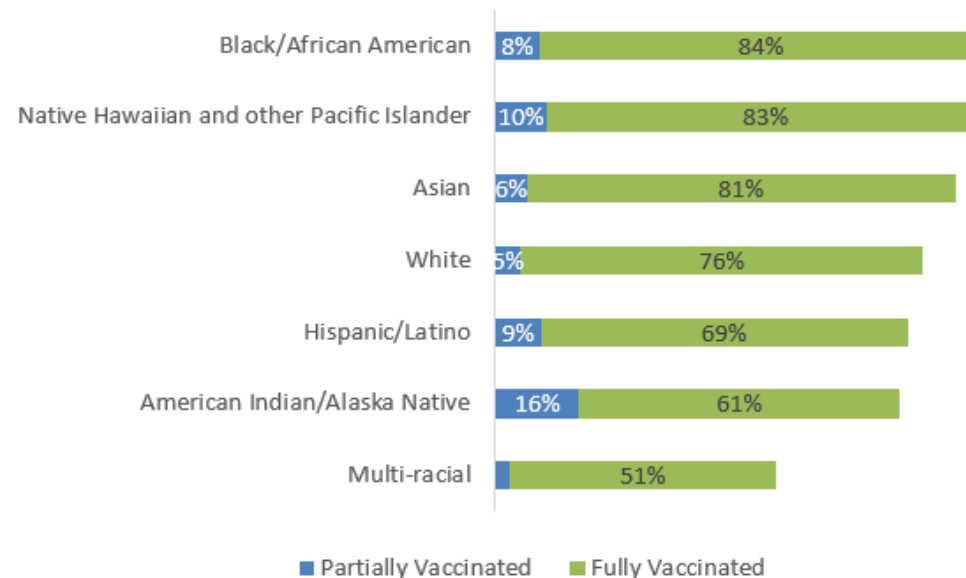
Source: <https://stacker.com/california/counties-highest-covid-19-vaccination-rate-california>

# Overall Vaccine Administration

Vaccination Status, by Age Group



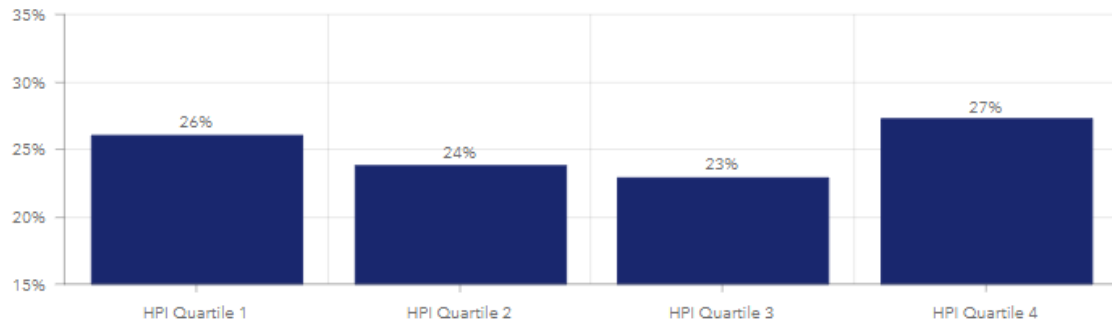
Vaccination Status, by Race/Ethnicity



- **Over 1,000,000 doses administered**
- **87% of the Sonoma County population aged 5+ is at least partially vaccinated (80% fully vaccinated; 7% partially vaccinated)**

# Vaccine Equity Measures

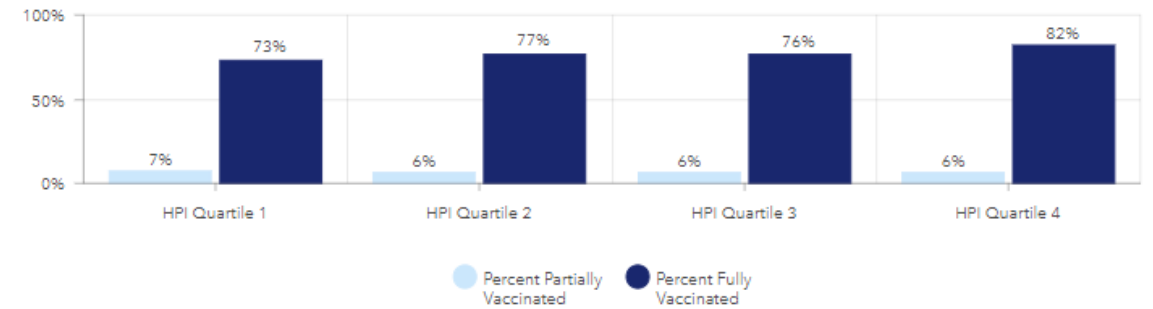
Percent of Total Doses Administered by HPI Quartile



← Least Healthy Community Conditions

Most Healthy Community Conditions →

Percent of Population (Age 5+) Partially and Fully Vaccinated by HPI Quartile



← Least Healthy Community Conditions

Most Healthy Community Conditions →

- Currently, 26% of vaccine doses have been administered to residents in the lowest quartile of the Healthy Places Index in which residents have access to the fewest resources
- 80% of residents aged 5+ in this quartile are at least partially vaccinated (7% partially vaccinated; 73% fully vaccinated)

# Health Order Amendment

- This Amendment extends the compliance date for the twice weekly testing requirements of non-boosted personnel (in fire/law/EMS, dental, pharmacy, temporary disaster shelter and K-12 Education) until April 1, 2022
- The booster vaccine verification and face covering requirement for non-boosted personnel remain in effect
- PH will meet with stakeholders later this week to discuss making further changes to these orders

# On the Move CURA

- Overview of CURA program and services, including EFA (Emergency Financial Assistance)



# Distribution of Emergency Financial Assistance (EFA)

To date, CURA has distributed \$8,539,726 to high need, low-income families impacted by COVID (County funds \$7,789,726; Other funds: \$750,000)

- **EFA average daily burn rate:**
  - On average, the average daily burn rate for EFA is approximately \$29,000 per day
  - During surge months, the average daily burn rate is approximately \$63,000 per day
- **Anticipated # of applications that still to be processed for EFA:**
  - As of 2/23/22, there are 791 people on the waitlist
  - On average, 50 individuals get added to the waitlist every week
- **Immediate Need:**
  - With additional EFA, CURA has the ability to reach an estimated 2,117 individuals by June 30<sup>th</sup> 2022
- **Long Term Need:**
  - An estimated 9,500 individuals remain to be served
  - This estimate is calculated utilizing census data showing the number of low-income Latinx individuals in Sonoma County, considering the COVID positive rate of Latinx individuals, less the number of Latinx individuals already served by CURA



# Recommended Actions

- Authorize the Director of Health Services, or designee, to execute the fourth amendment to an agreement with On The Move for continued COVID-19 emergency response efforts, increasing the fiscal year 2021-2022 contract amount by \$3,875,000 for a new total not-to-exceed amount of \$18,338,835 through June 30, 2022.
- Adopt a resolution authorizing budgetary adjustments to the fiscal year 2021-2022 adopted budget, appropriating \$3,875,000 to reflect revenue and expenditures associated with a services agreement supporting COVID-19 emergency response efforts. (4/5th Vote Required)