



Sonoma Water

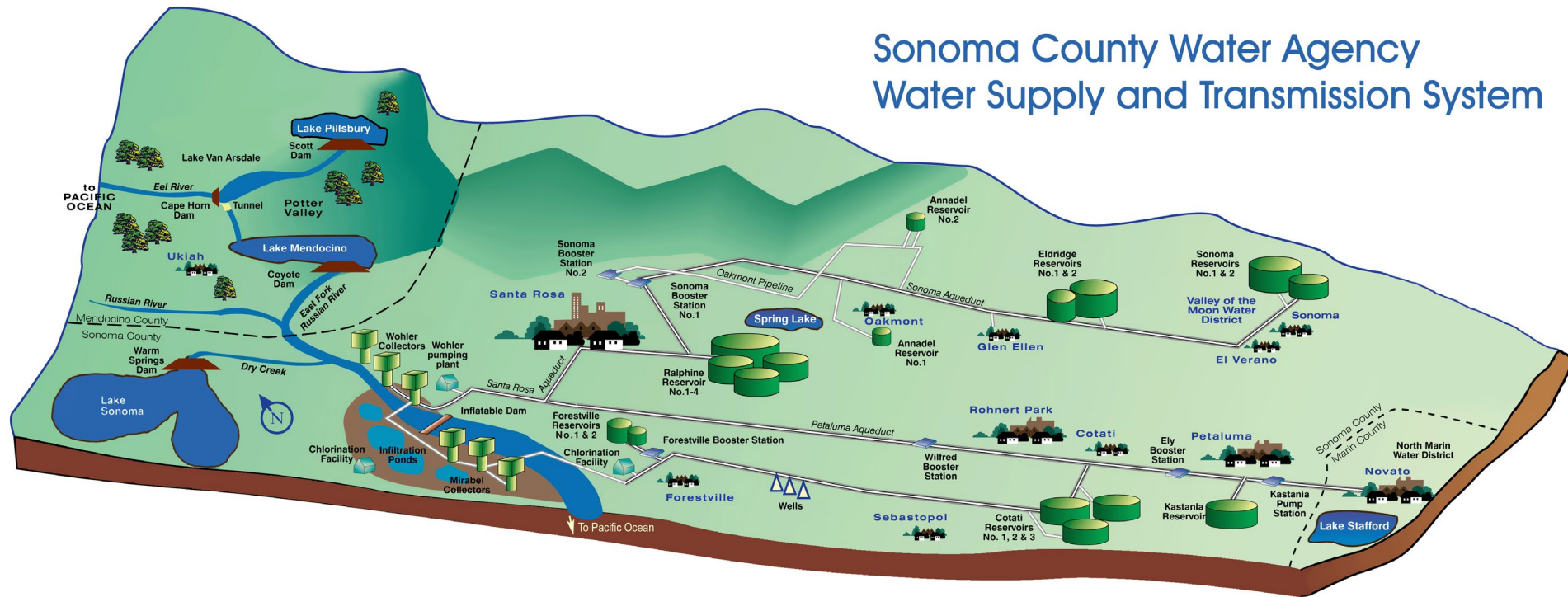
Clean. Reliable. Essential. Every day.

FY 2026-2027 Proposed Budget and Rates Water Transmission System

Jake Spaulding
FINANCIAL SERVICES
DIVISION MANAGER
Jake.Spaulding@scwa.ca.gov



Sonoma County Water Agency Water Supply and Transmission System



Collectors & Wells: Six collector wells adjacent to the Russian River. Three wells in the Santa Rosa Plain.

Facilities: Diversion, Chlorination, and Corrosion Control facilities.

Tanks: 18 steel water storage tanks store about 129 million gallons.

Pipelines: 88 miles of underground pipeline extending from the Russian River to the cities and water districts in our service area. Pipes range in size from 16 to 54 inches in diameter.

Booster stations: Seven booster stations with pumps to maintain water flow and adequate pressure within the aqueducts.



Sonoma
County
Water
Agency


Transparent and collaborative process to bring rates to Board of Directors by end of April

Technical
Advisory
Committee
(Jan-March)

Water
Contractor
Boards &
Councils
(March)

Water
Advisory
Committee
(April)

Sonoma
Water Board
of Directors
(April)



**NORTH MARIN
WATER DISTRICT**



Budget includes multiple water transmission system activities and funds

- Operations and Maintenance
- Four Subfunds
- Five Capital Funds
- Debt Service Funds



Challenges

- Aging Infrastructure
- Rising operating and maintenance costs
- Natural Hazards
- Water Usage
Fluctuations/Volumetric
Rate



Highlights of Sonoma Water and Water Contractor Achievements and Collaborations

- Santa Rosa Plain Wells
- Regional Water Supply Resiliency
- Hazard Mitigation Projects
- Sonoma-Marin Saving Water Partnership – Drought Resiliency
- Water Education Program
- Dry Creek Habitat Enhancement
- 2025 Biological Opinion



Highlights of Programs Funded from Other Sources

- Forecast Informed Reservoir Operations
- Advanced Quantitative Precipitation Information Systems
- Quagga and Zebra Mussels



Proposed FY26-27 Rates

Santa Rosa Aqueduct	Petaluma Aqueduct	Sonoma Aqueduct
8.21%	8.97%	8.72%
\$1,515.87 per acre-foot	\$1,542.42 per acre-foot	\$1,706.23 per acre-foot
City of Santa Rosa, Town of Windsor	Cities of Petaluma, Rohnert Park, Cotati	City of Sonoma, Valley of the Moon Water District
Cost per gallon: \$.005	Cost per gallon: \$.005	Cost per gallon: \$.005

\$3.55 million budgeted for hazard mitigation projects to reduce risks

Bennett Valley Fault Crossing

River Diversion Structure (RDS) Upgrade Project

Seismic Retrofit of Storage Tanks

Wilfred Booster Station

\$7.36 million budgeted for other capital projects to increase resiliency


Kawana-Ralphine SBS Pipeline

Wohler Road Storage Building

Water Treatment System Modernization Phase 1

Water Treatment System Modernization Phase 3

Total FY26-27 Capital Budget including Hazard Mitigation Projects: \$10.90M



\$48.75 million budgeted for operations and maintenance to protect, improve and maintain system reliability

Projects

Asset Management Plan

Emergency Inventory Procurement

Regional Water Supply Resiliency Implementation

SCADA Improvements

Tank Maintenance Program

Tank Rehabilitation Program

Studies

DeMuth Property Hydrogeologic Investigation

Natural Hazard Reliability Study

Transmission System Master Plan, Modeling & Condition Assessments Programs

Watershed Water Quality Study

\$10.09 million for Biological Opinion, Water Supply Planning and Water Conservation



**IS YOUR TOILET RUNNING?
BETTER CATCH IT!**

A leaky toilet is no joke and could cost you a lot of \$\$\$

TAKE THE DYE TAB CHALLENGE

Test your toilet(s) to see if you have a sneaky leak.

SHARE YOUR RESULTS

Visit us online to enter your toilet test results and be entered to win a \$25 gift card.



SavingWaterPartnership.org/challenge

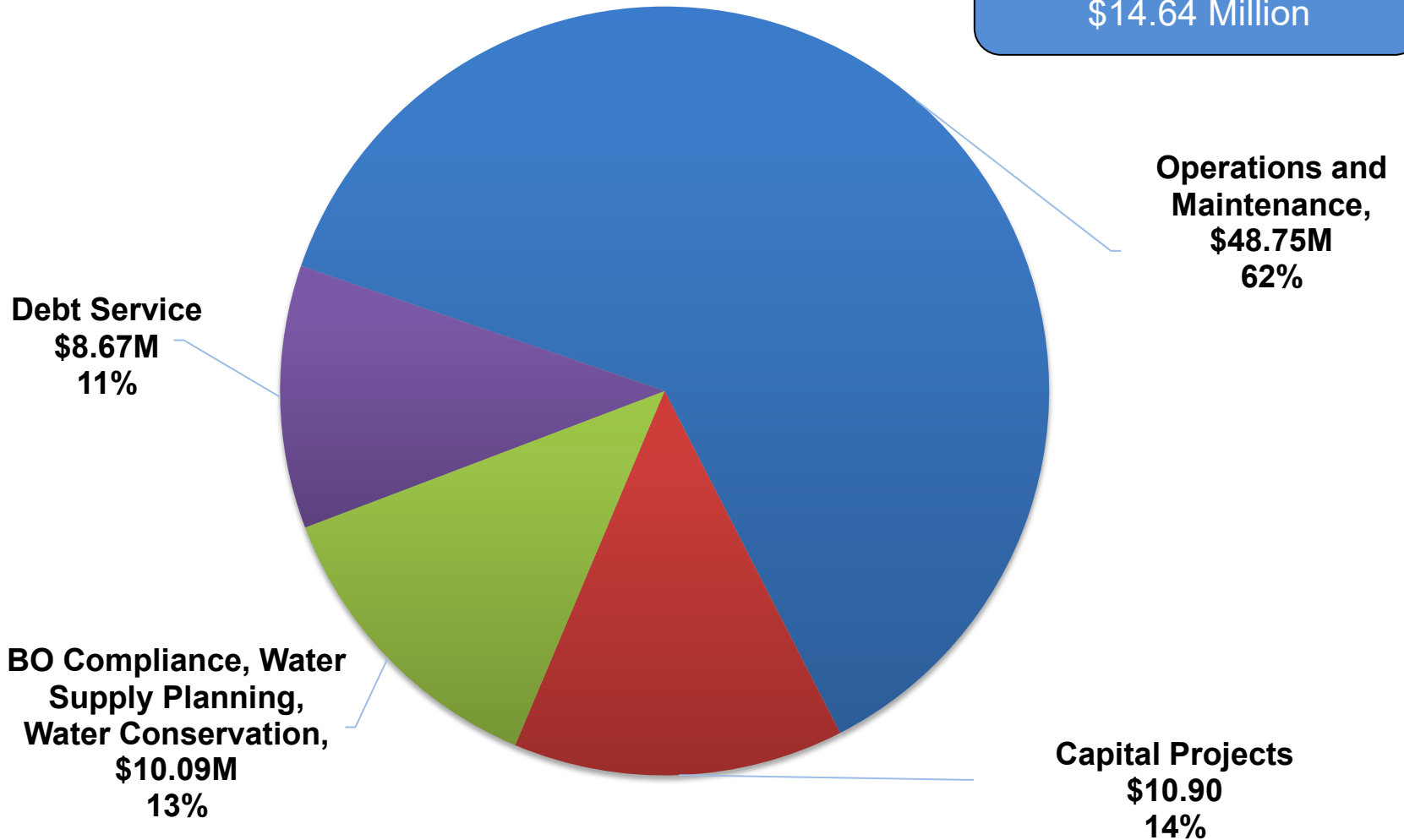


Expenditures compared to FY 25-26

	FY25-26	FY26-27	
	Budget (in Millions)	Budget (in Millions)	Change (in Millions)
Operations and Maintenance	\$45.87	\$48.75	\$2.88
Capital Projects	\$18.28	\$10.90	(\$7.38)
BO Compliance, Water Supply Planning, Water Conservation	\$8.80	\$10.09	\$1.29
Debt Service	\$9.07	\$8.67	(\$0.41)
Totals	\$82.02	\$78.41	(\$3.62)
Grants, Use of Fund Balance, and Bond Proceeds	\$21.22	\$14.64	(\$6.58)

FY 26-27 Budgeted Expenditures

Grants, Bond Proceeds,
and Use of Fund Balance
\$14.64 Million



Example of how rates are calculated

$$\frac{\$63,332,000}{41,776 \text{ AF}} = \$1,516/\text{Acre Foot}$$

↑ Water Sold: Restructured Agreement requires use of the Lesser of:

42,384 AF

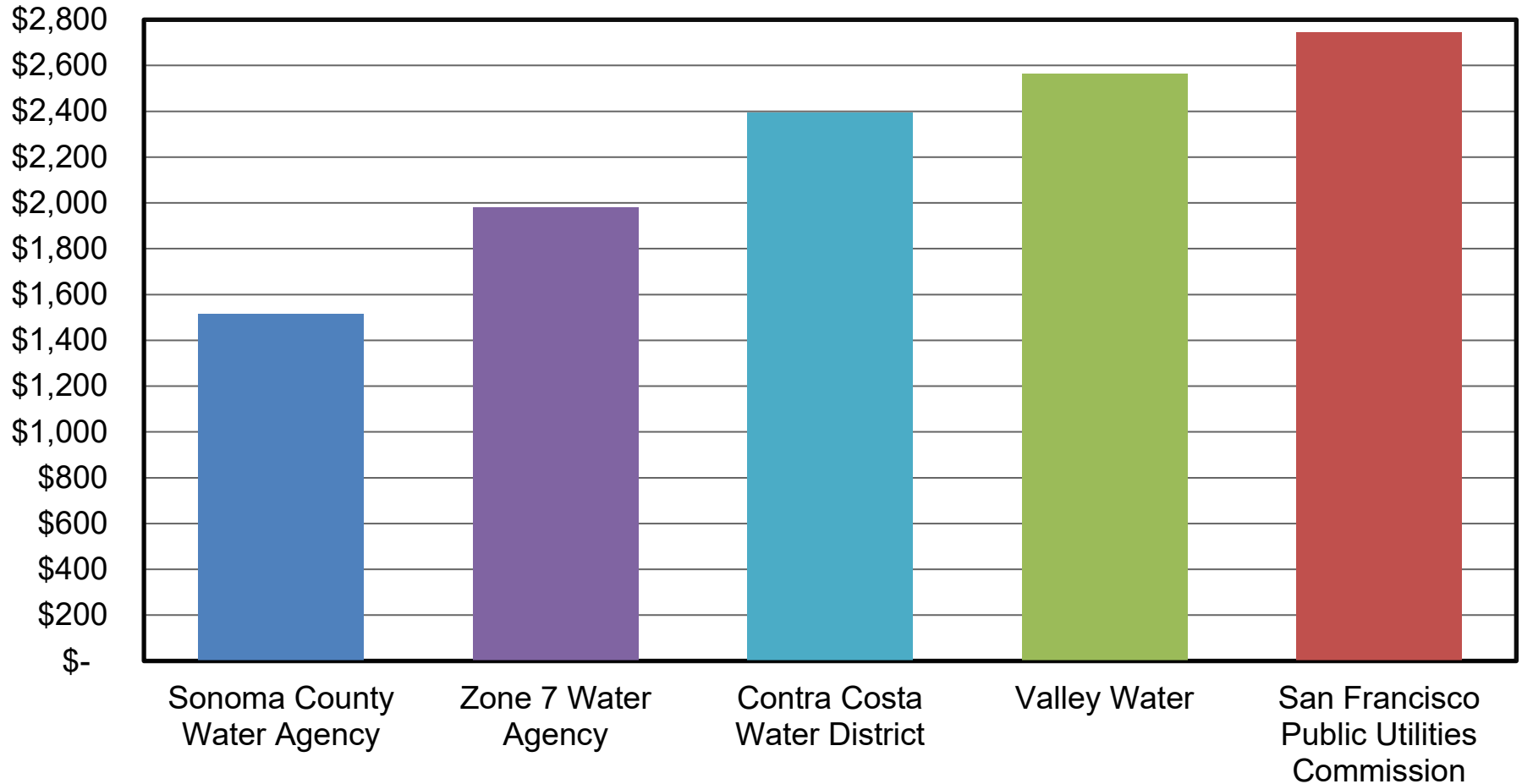
or

41,776 AF

Proposed Rates for FY 26-27

Charge / Aqueduct	Santa Rosa	Petaluma	Sonoma
Deliveries (Acre-Feet)	41,776		
O&M	\$1,106.05	\$1,106.05	\$1,106.05
Water Management Planning	\$2.63	\$2.63	\$2.63
Watershed Planning & Restoration	\$95.41	\$95.41	\$95.41
Recycled Water and Local Supply	\$0.00	\$0.00	\$0.00
Water Conservation	\$72.13	\$72.13	\$72.13
Total O&M	\$1,276.22	\$1,276.22	\$1,276.22
Storage & Common Bond/Loan Charges	\$228.65	\$228.65	\$228.65
Petaluma Aqueduct Bond/Loan Charge		\$27.55	
Sonoma Aqueduct Bond/Loan Charge			\$166.46
<i>Prime Contractors</i>	\$1,504.87	\$1,532.42	\$1,671.33
<u>Discretionary Charges</u>			
Capital Charges - to build fund balance for future projects	\$11.00	\$10.00	\$34.90
<i>Prime Contractors</i>	\$11.00	\$10.00	\$34.90
<i>Total Prime Contractors</i>	\$1,515.87	\$1,542.42	\$1,706.23
Total Overall Increase:	8.21%	8.97%	8.72%

2026 wholesale water rates per Acre-Foot



Notes:

- Water systems including treatment requirements and rate structures vary between entities making direct apples to apples comparisons difficult.
- Water 2025 wholesale rates used if 2026 rates have not been published.



Per Gallon Costs:



\$59.63



\$22.08



\$1.79



\$5.63



\$4.40



\$0.005



Key Dates

- Technical Advisory Committee Vote –March 2
Unanimous Approval
- Water Advisory Committee Vote – April 6
Unanimous Approval
- Adoption by Sonoma Water’s Board – April 28



**Sonoma
Water**

Jake Spaulding
Financial Services Division Manager
Jake.Spaulding@scwa.ca.gov