



Road Map to Reopening

May 12, 2020

- **Barbie Robinson, Director, Sonoma County, Department of Health Services & Interim Executive Director, Community Development Commission**
- **Dr. Sundari Mase, Sonoma County Health Officer**



sonoma county
DEPARTMENT OF HEALTH SERVICES

Road to Reopening

- Governor's Reopening Phases and Health Criteria for Accelerating Phase 2
- Testing / Contact tracing
- Reopening Risks
- PHO Orders and Revisions to Date
- Elective Procedures Guidance
- Data Regarding non-COVID Impacts
- Alternate Care Site (ACS)/
Non-Congregate Site (NCS)



Governor's Roadmap to Modify the Stay-At-Home Order



Governor's 6 Indicators

6 Indicators for Modifying Stay-at-Home Order

- **Ability to test, contact trace, isolate, and support the exposed**
- **Ability to protect those at high risk for COVID-19**
- **Surge capacity for hospital and health systems**
- **Therapeutic development to meet the demand**
- **Ability of businesses, schools, and childcare facilities to support physical distancing**
- **Determination of when to reinstitute measures like Stay-At-Home**

CA's Resilience Roadmap: Stage 2



STAGE 1: Safety and preparedness

Make workplaces safe for our essential workers.



STAGE 2: Lower-risk workplaces

Gradually reopen retail (curbside only), manufacturing & logistics. Later, relax retail restrictions, adapt & reopen schools, child care, offices & limited hospitality, personal services.



STAGE 3: Higher-risk workplaces

Adapt and reopen movie theaters, religious services, & more personal & hospitality services.



STAGE 4: End of Stay Home Order

Reopen areas of highest risk: e.g. Concerts, conventions, sports arenas.

CA's Resilience Roadmap: Stage 2

The State is setting up a process to allow counties to accelerate thru Stage 2 by allowing the Local Health Officer to provide an attestation that the County meets certain parameters.

Key State Indicators to Move to Stage 2

- Hospitalization and ICU trends stable.
- Hospital surge capacity to meet demand.
- Sufficient PPE supply to meet demand.
- Sufficient testing capacity to meet demand.
- Contact tracing capacity statewide.

Governor's Readiness Criteria

Epidemiologic stability of COVID-19

- No more than 1 COVID-19 case per 10,000 in the past 14 days prior to attestation submission date.
- ● *1.5 cases per 10,000 residents (76 cases reported between 4/24/2020 and 5/7/2020)*
- No COVID-19 death in the past 14 days prior to attestation submission date
- ● *Two deaths recorded in past 14 days*

Governor's Readiness Criteria

Protection of Stage 1 essential workers

- Guidance for employers and essential critical infrastructure workplaces on how to structure the physical environment to protect essential workers.

- *Business Mitigation Plan available from Economic Development Board*

- Availability of supplies (disinfectant, essential protective gear) to protect essential workers.

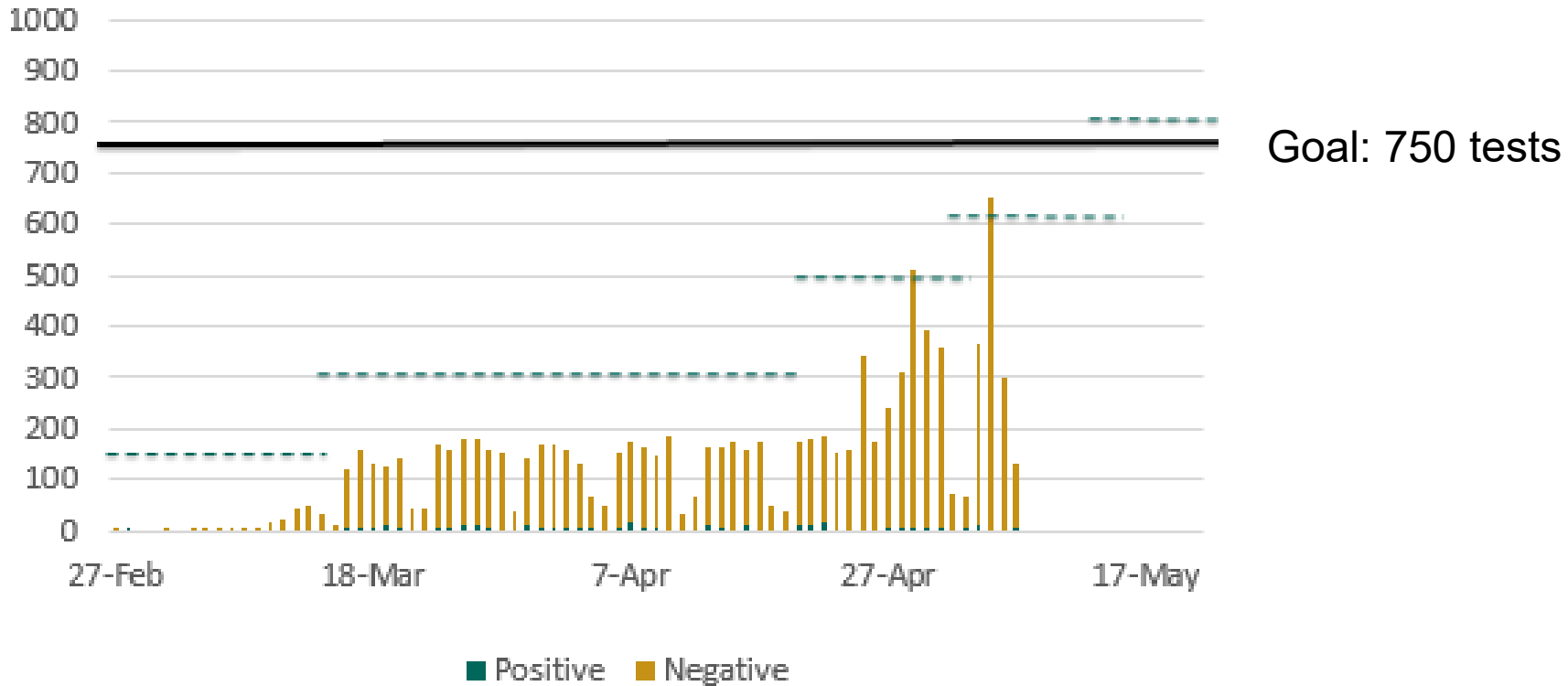
- *Under assessment*

Governor's Readiness Criteria

Testing capacity

- Minimum daily testing volume to test 1.5 per 1,000 residents, which can be met through a combination of testing of symptomatic individuals and targeted surveillance.
- Testing availability for at least 75% of residents, as measured by a specimen collection site within 30 minutes driving time in urban areas, and 60 minutes in rural areas.

Governor's Readiness Criteria

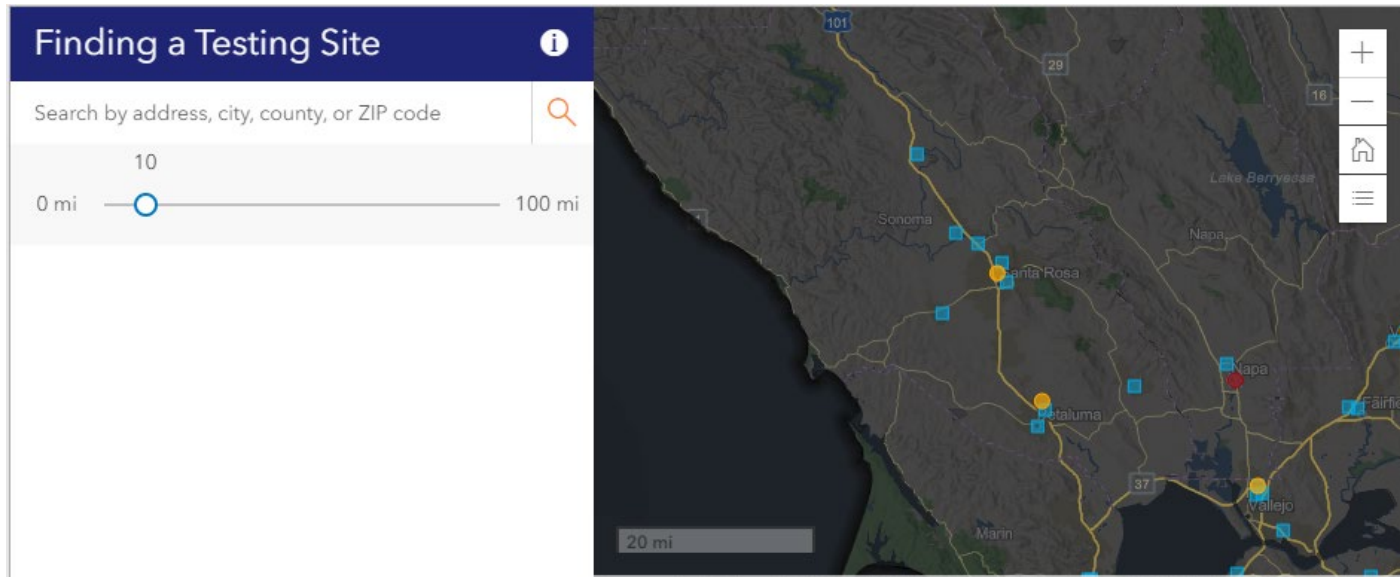


- Testing capacity is expanding. On May 18th, OptumServe will double testing capacity, bringing the collective testing capacity to over 800 tests per day.

Governor's Readiness Criteria

● Testing Availability

- New navigational site allows public to easily find closest testing site and eligibility information



Governor's Readiness Criteria

Containment capacity

- Sufficient contact tracing. Minimum of 15 staff per 100,000 county population trained and available for contact tracing;
- Availability of temporary housing units to shelter at least 15% of county residents experiencing homelessness in case of an outbreak among this population requiring isolation and quarantine of affected individuals.

Governor's Readiness Criteria

● Sufficient Contact Tracing

- Sonoma County needs at least 75 contact tracers
- 50 County staff and volunteers are effectively managing current contact tracing needs, with 100 individuals trained to assist
- Through State training/resources, local non-profit organizations, and County staffing, the County will train up to 200 additional contact tracing personnel and 50 case interviewers as indicated by surge needs.

Governor's Readiness Criteria

- Ability to isolate/quarantine 15% of homeless population in event of Outbreak
 - Non-Congregate Care Site and Trailers
 - 152 rooms for medically vulnerable unsheltered individuals. With single occupancy, these placements would represent 5% of the overall homeless population of 2,951.
 - Alternate Care Sites
 - 256 isolation/quarantine rooms for individuals with COVID-19 tests pending and 90 placements for COVID 19 positive patients.

Governor's Readiness Criteria

Hospital capacity

- Hospital capacity to accommodate a minimum surge of 35% due to COVID-19 cases in addition to providing usual care for non-COVID-19 patients.
- Hospital facilities have a robust plan to protect the hospital workforce, both clinical and nonclinical, with PPE.

Governor's Readiness Criteria

- Hospital Surge Capacity of at least 35%
 - Local hospitals have the internal capacity to expand staffed beds by 37.3%.
 - Sonoma County hospitals report 707 licensed beds (67 of which are licensed ICU beds) and the ability to add 264 beds through surge.
 - In addition, the County Alternate Care Sites offer additional capacity with 256 rooms for COVID-19 suspected individuals and 90 placements for COVID 19 positive patients.

Governor's Readiness Criteria

● PPE Availability

- County receives daily report of hospital PPE supplies and is monitoring PPE burn rates to inform PPE stock needs.

PPE Description	Total PPE Requested by Health Care Partners	Total Shipped to Health Care Partners by County
N95 Masks – Adult	97,820	105,626
N95 Masks – Small	15,650	20,560
Surgical / Procedure Masks	164,210	162,700
Safety Glasses	2,564	3,792
Safety Goggles	5,627	1,380
Face Shields	2,944	4,513
Surgical Gowns	29,114	8,528
Tyvek Suits / Coveralls	20,947	20,511
Nitrile Gloves	463,060	279,836
Infrared Thermometers	267	57
Shoe/Boot Covers	-	0
Hand Sanitizer	701	6
TOTAL	802,904	69

Governor's Readiness Criteria

Vulnerable populations

- Skilled nursing facilities (SNF) have >14 day supply of PPE on hand for staff, with established process for ongoing procurement from non-state supply chains.

 *Still under assessment*

Governor's Readiness Criteria

- Surveillance of Vulnerable Populations

Enhanced surveillance testing, PH Disease Control as of 5.7.20

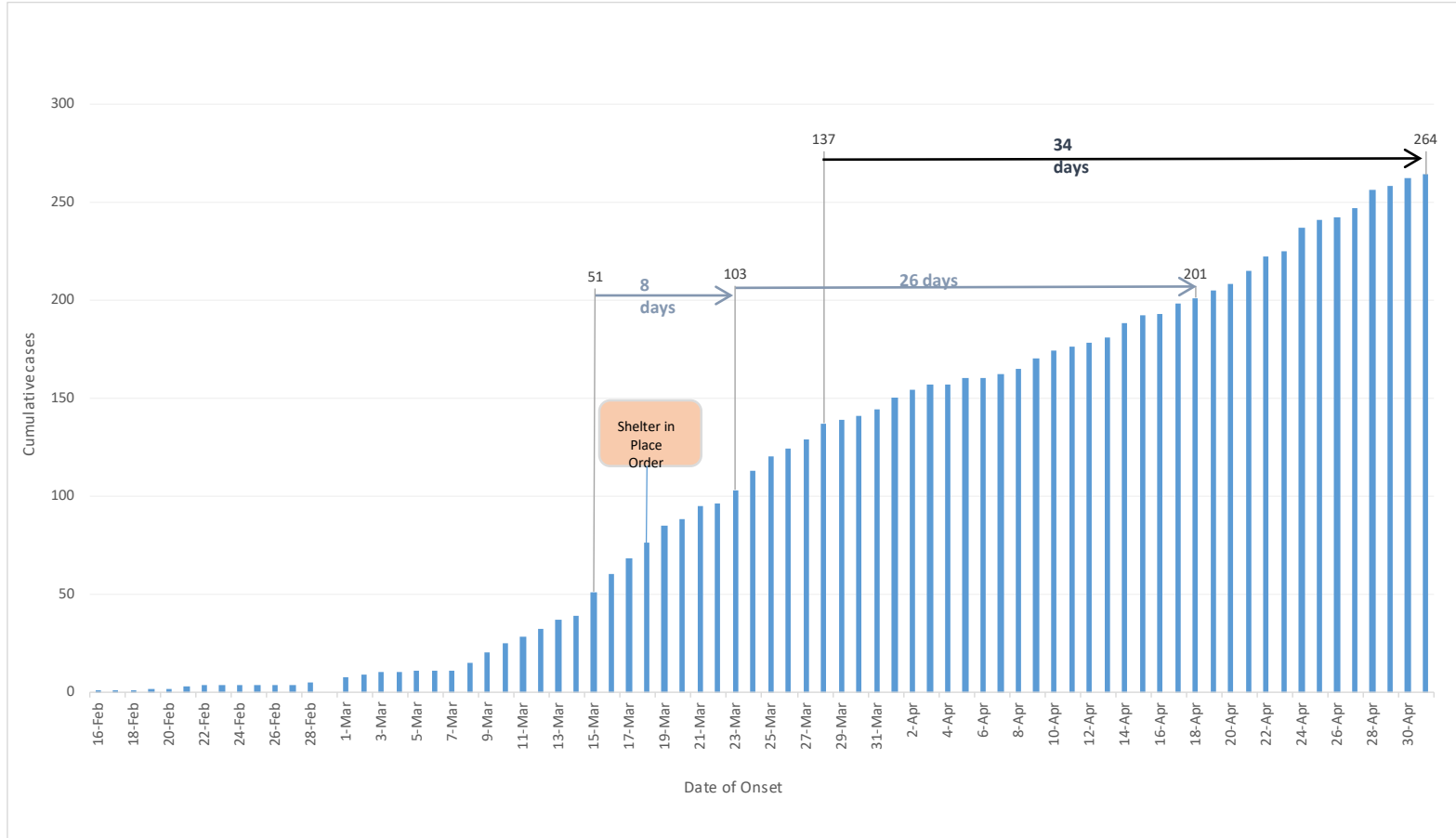
Population under surveillance	Tests Completed
Skilled Nursing Facility/Post Acute Hosp	579
Homeless	84
Jail/Juvenile Hall	129
Residential Care Facilities/Board and Care/ Group	146
Hospice	35
TOTAL	973

Governor's Readiness Criteria

- Monitoring COVID-19 Among Older Adults
 - Adults 65 years and older are currently under-represented in Sonoma County cases

Age_Category	Cases	% Cases	% Population
0-17 yrs	31	11.4%	19.7%
18-49 yrs	140	51.5%	39.7%
50-64 yrs	62	22.8%	21.0%
65+ yrs	39	14.3%	19.6%
Total	272	100%	100%

Doubling Time of Sonoma County Cases by Onset



As of 5.10.2020; Missing 27 dates of onset – new cases identified in the last 3 days (likely onset date 4/28 or later)

Governor's Readiness Criteria

- Sectors and timelines
- Triggers for adjusting modifications
- Sonoma County's plan for moving through Stage 2
- COVID-19 Containment Plan

Reopening Risks

Tighten or loosen orders based on reopening metrics

- Increase/decrease in infections
- Availability of testing
- ICU capacity
- Hospital bed surge

Public Health Officer Orders & Revisions to Date

- March 13 (C19-01) Order Restricting Mass Gatherings
 - Prohibited all gatherings of 250 or more and gatherings of 10 or more of high risk individuals (except for family gatherings)
- March 13 (C19-02) Order to Restrict Visitation and Non-Essential Movement at Residential Care Facilities to Protect Facility Residents from COVID-19
 - Prohibited long term living facilities, including skilled nursing facilities, from allowing unauthorized visitors and non-essential personnel from visiting residents.

Public Health Officer Orders & Revisions to Date

- March 17 Original Shelter In Place Order
 - Limits travel and business to only defined essential functions
- March 23 Closed Parks to Prevent COVID Spread
 - All Parks and Beaches Closed to pedestrian, bike and vehicular access
- March 31 Extends Shelter In Place from 4/7-5/3/20
 - Extends travel and business to slightly modified list of essential functions

Public Health Officer Orders & Revisions to Date

- April 1 Order Rescinding Health Care Worker Flu Order
 - Rescinded standing order requiring healthcare workers who did not receive the seasonal flu shot to wear masks when treating patients in order to preserve critical supplies of PPE
- April 6 Health Officer Guidance on Surgical Masking for Healthcare Workers and First Responders
 - Recommended that all healthcare workers and first responders wear isolation medical grade masks when interacting with members of the public or patients.

Public Health Officer Orders & Revisions to Date

- April 10 (C19-06-I & C19-06-Q) Order for Blanket Isolation and Blanket Quarantine
 - Requiring all persons “diagnosed or suspected of having COVID-19” to isolate, and healthcare providers and testing facilities are required to notify such individuals and serve them with a copy of the Order.
- April 13 (C19-07) Order for Public Facial Covering
 - Requiring all members of the public to wear facial coverings before going indoors or in an outdoor area where they cannot maintain social distancing at all times.

Public Health Officer Orders & Revisions to Date

- April 16 Order for Symptom Screening and Masking for Staff at Congregate Living Facilities and First Responders
 - Requiring all staff at congregate living facilities, and first responders, to be temperature and symptom screened before going into their work facility, and requiring them to wear isolation medical grade masks when interacting with members of the public or residents.

Public Health Officer Orders & Revisions to Date

- April 18 Amendment 1 to Order for Symptom Screening and Masking for Staff at Congregate Living Facilities and First Responders
 - Clarified the applicability of the masking order in certain congregate settings.
- April 28 Amended Parks Closure Order
 - “Soft Opening” of Parks to allow bike and walk in access to in-land parks
 - Coastal Parks and Beaches Remained Closed

Public Health Officer Orders & Revisions to Date

- May 1 Extension and Loosening of Shelter In Place Order
 - All New Construction and Designated Remodels Allowed
 - Nurseries and Florists Permitted
 - Outdoor Landscaping Services
 - Golf
 - No end date to order/aligns with State approach

Public Health Officer Orders & Revisions to Date

- May 7 Amended Shelter In Place Order - Stage 2
 - Aligns with Governor’s Order initiating Stage 2 Recovery
 - Opens Retail Stores for Curbside Pickup/Delivery
 - Allows related manufacturing, supply chain and logistics
 - Moves from “essential business” to risk assessment model
- May 7 Park Closure Amendment - Boat Launch
 - Opens certain coastal boat launch facilities for recreational fishing

Public Health Officer Orders & Revisions to Date

- May 11 Update to Blanket Isolation Order
 - Updated blanket isolation order to change the 7 day isolation period to 10 days to be consistent with new CDC guidance on length of isolation.

Elective Procedures Guidance

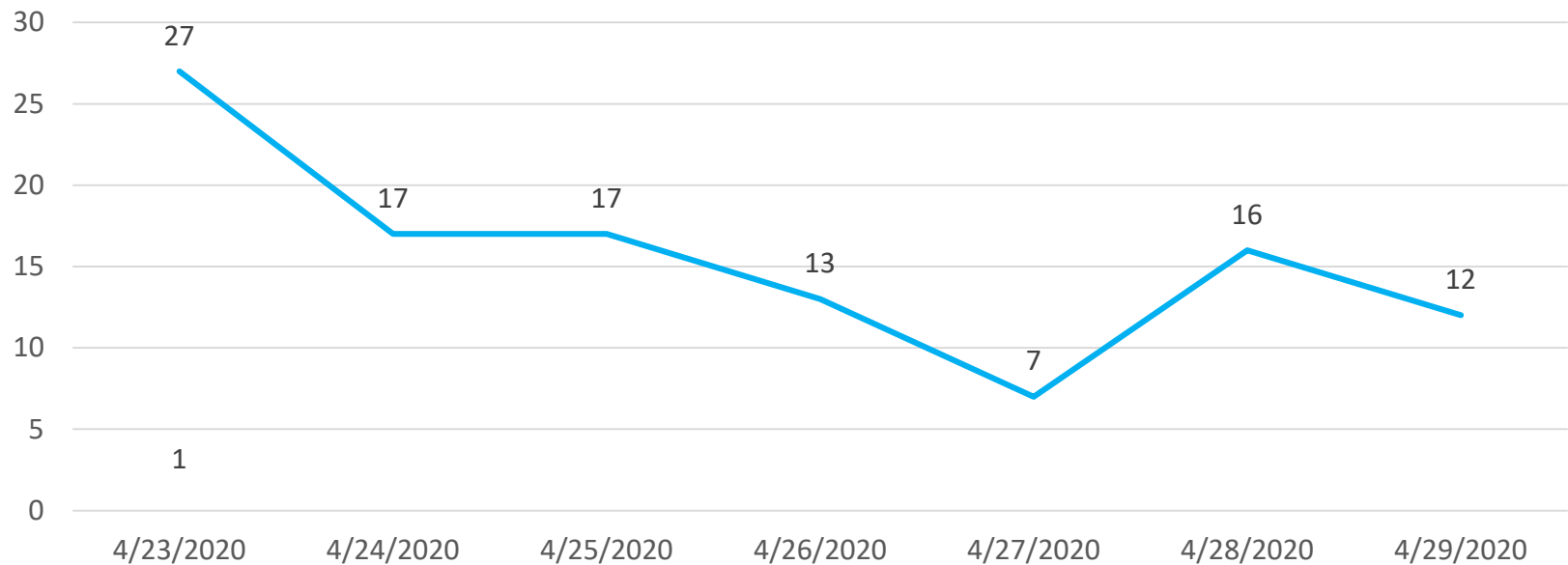
- The Health Officer is working on two draft guidance for immediate release for hospital and nonhospital healthcare providers on how to resume elective and non-urgent procedures and surgeries with modifications to make them safer.
- The guidance applies to all healthcare setting, including dental offices.

Sonoma County DHS Behavioral Health Warm Line Call Report

Inception: April 23, 2020

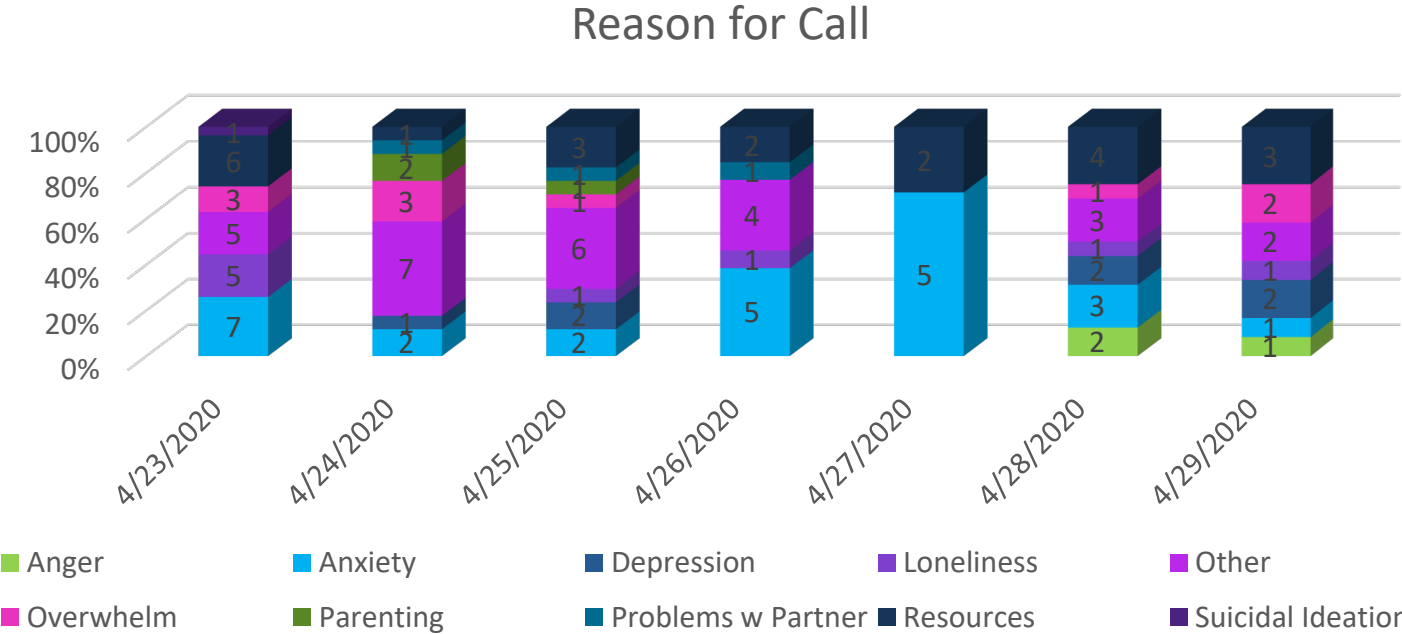
109 Total Calls from 4/23/20 to 4/29/20

Behavioral Health Warm Line Call Volume 4/23/20 to 4/29/20



Reason for Warm Line Calls

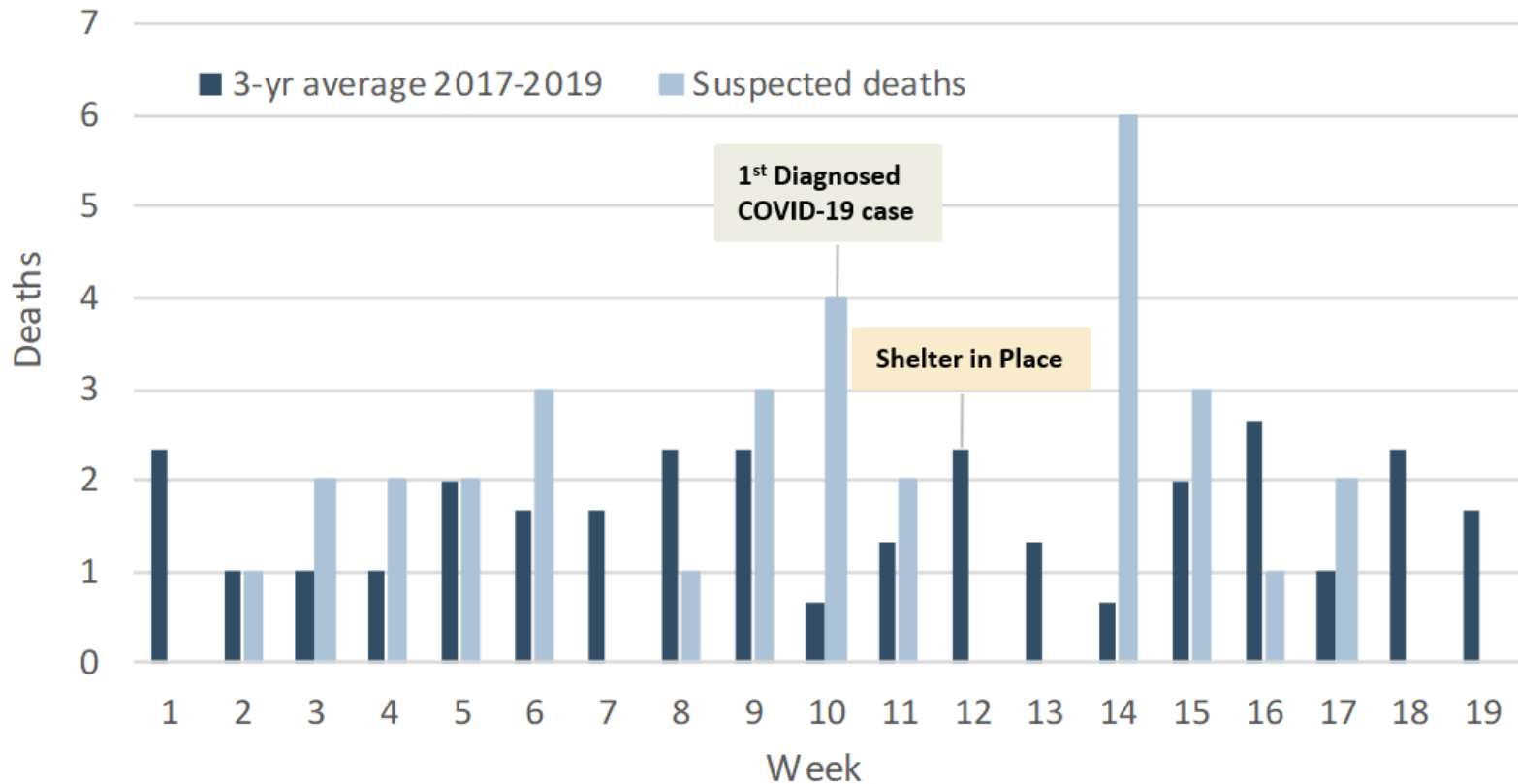
Total Calls: 109



Sonoma County
Non-COVID-19 related
Health Metrics

Overdose deaths are similar to expected

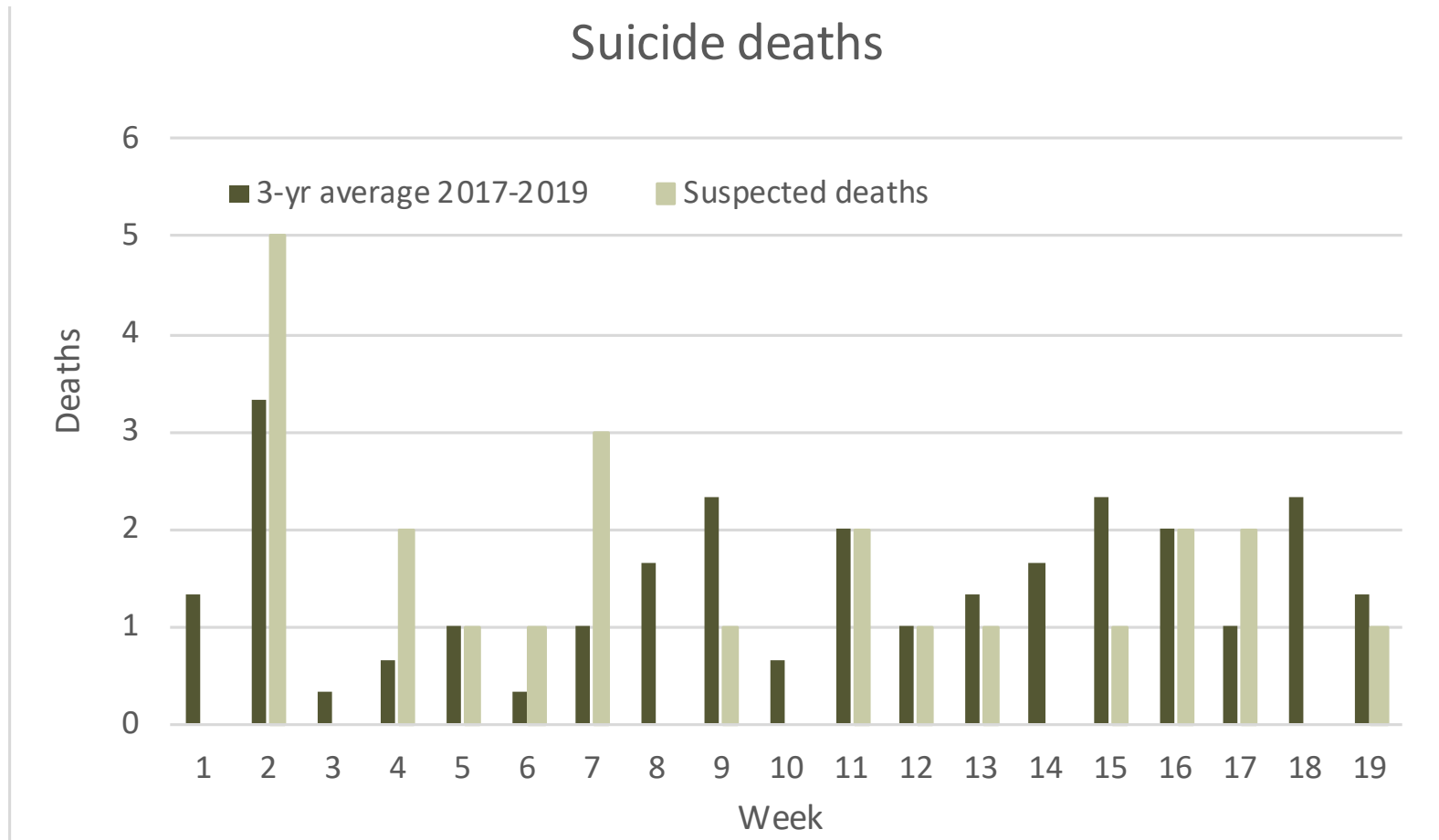
Overdose deaths



Average deaths per week - Weeks 10-19:
 2017-19 – 2
 2020 – 2

Source: Suspected overdose and suicide deaths - coroner surveillance; acute MI deaths – CA Comprehensive Death Files;
 Accessed 5.11.2020

Suicide deaths are slightly lower than expected

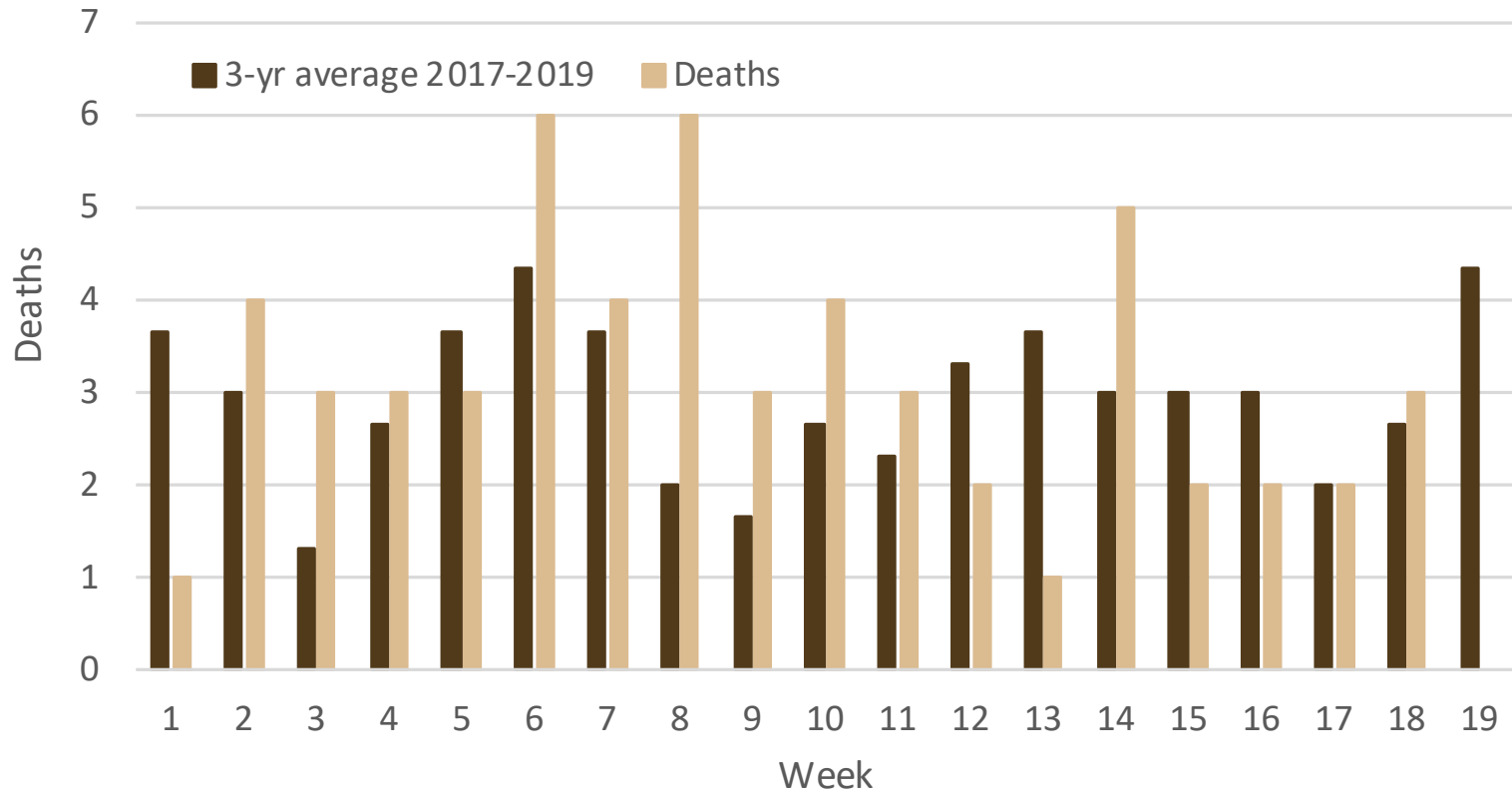


Average deaths per week - Weeks 10-19: 2017-19 – 2
2020 – 1

Source: Suspected overdose and suicide deaths - coroner surveillance: acute MI deaths – CA Comprehensive Death Files;
Accessed 5.11.2020

Heart attack deaths are slightly lower than expected

Acute MI deaths

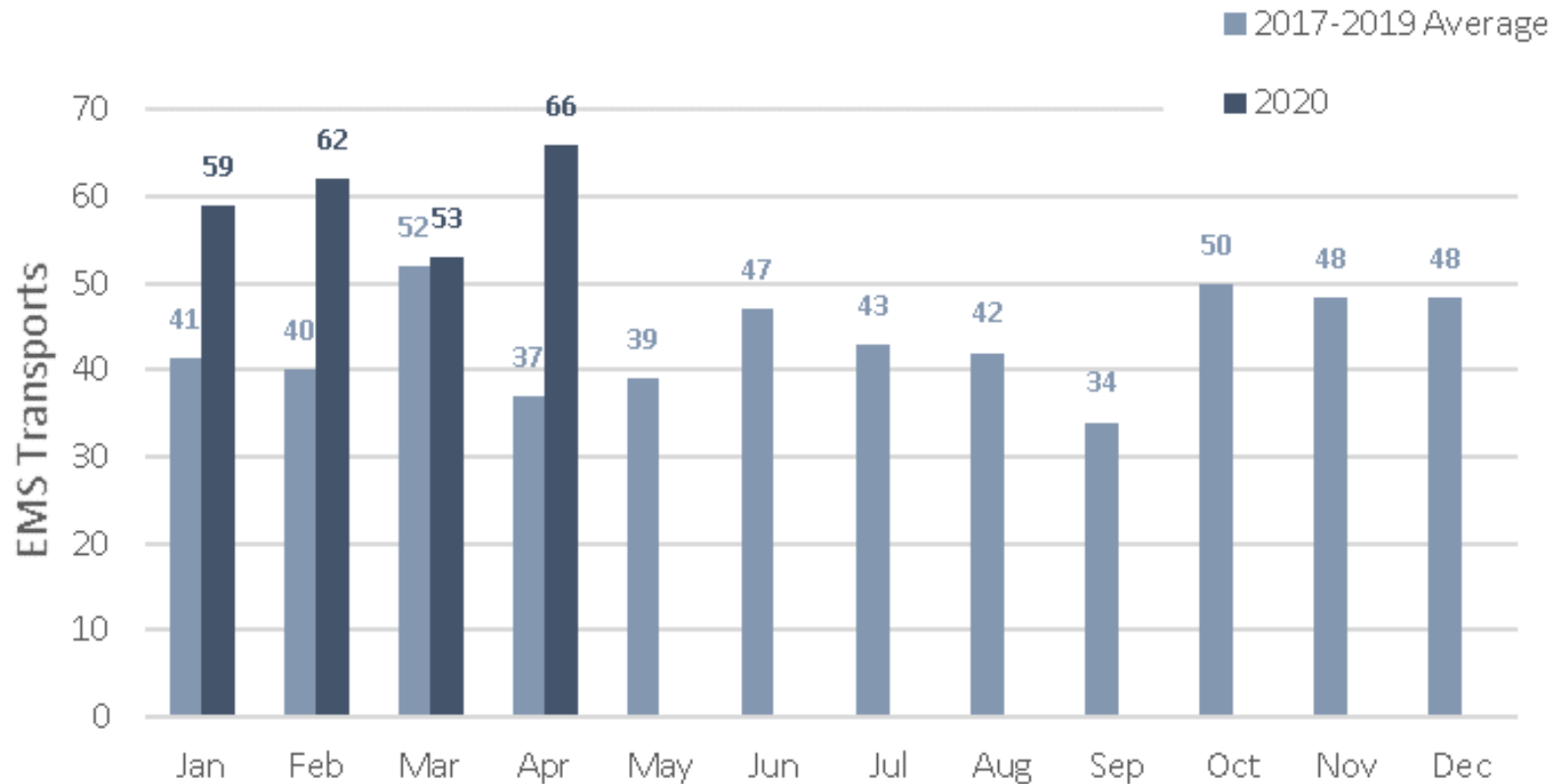


Average deaths per week - Weeks 10-19: 2017-19 – 3
2020 – 2

Source: Suspected overdose and suicide deaths - coroner surveillance: acute MI deaths – CA Comprehensive Death Files;
Accessed 5.11.2020

911 Response calls for Cardiac Arrest were elevated in April

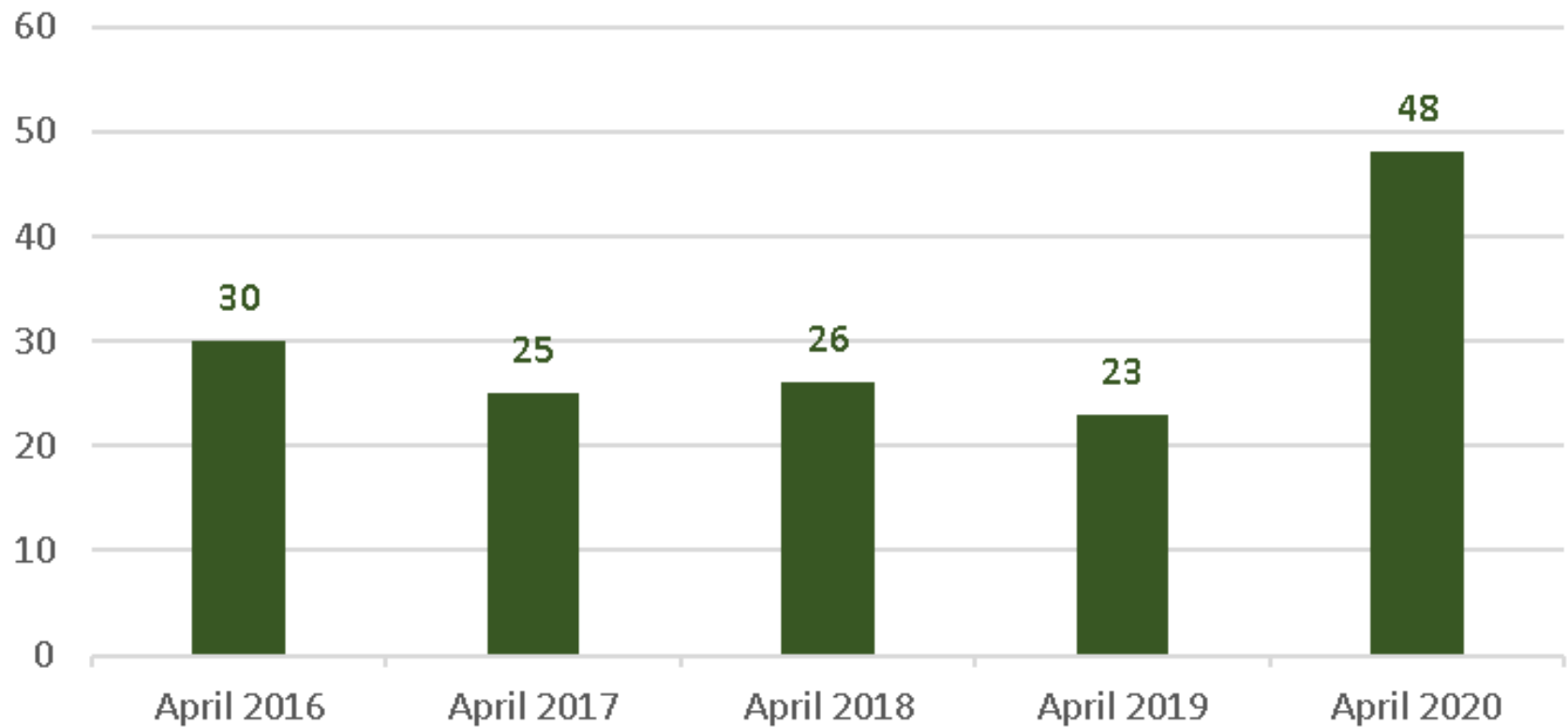
911 Response for Cardiac Arrest, Sonoma County



Source: Coastal Valleys EMS Agency ImageTrend System, Accessed 5.11.2020

AMR is reporting increased Naloxone Administrations

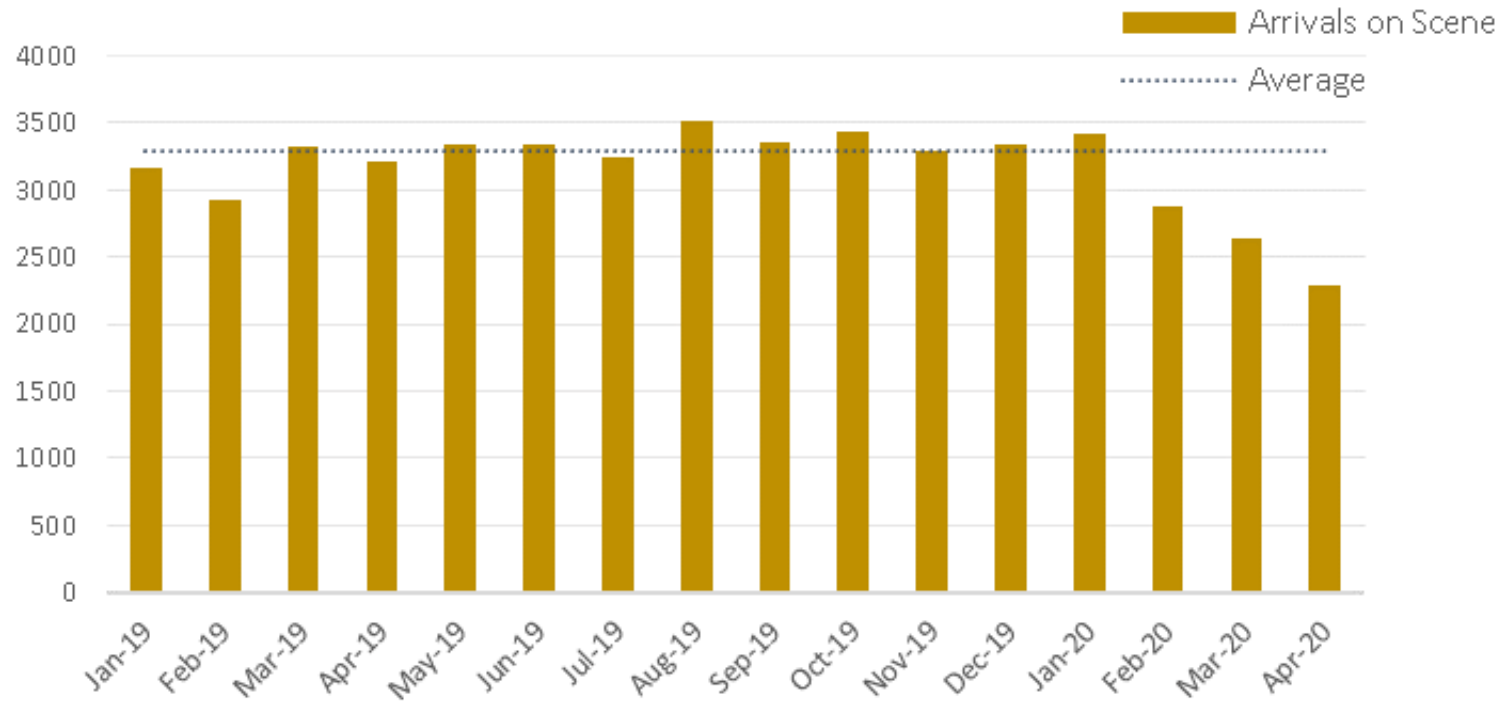
AMR Naloxone Administrations in April
2016-2020



Source: AMR MEDS Data System, personal communication

Total EMS Response Volume declined starting in February

Sonoma County 911 Response On Scene



Source: Coastal Valleys EMS Agency ImageTrend System, Accessed 5.11.2020

ALTERNATE CARE SITE APPROVED AT SSU



SITIO DE ATENCIÓN ALTERNATIVO APROBADO EN SSU

Alternate Care Site (ACS) & Non-Congregate Site (NCS)

- Offset a possible surge of COVID-19 cases and enables the County health care system to remain functional
- Allow for isolation and quarantine for COVID-19 positive individuals and those awaiting test results
- Provide care for non-critical patients who are vulnerable to COVID-19 who are over the age of 65

Expectations For Site Residents

- Follow Sonoma County's Shelter-in-Place (SIP) rules
- Restrictions on entering/exiting site
 - medical appointments unrelated to COVID-19 and job/work related reasons
- Individuals/Patients must be medically and psychiatrically stable
- The unsheltered will be enrolled in the County's ACCESS Initiative
- There are no visitors allowed
- Staff supervised walks & smoke breaks off campus

ACS/NCS Data at Sonoma State University Data

Alternate Care Site (ACS) Data

Hospital/Clinic Referrals to ACS

- COVID-19 Positive - 8 (current as of 5/11)
- Cumulative Total to date– 10 (5/11)
 - COVID-19 Positive referrals began on 5/5/20
- COVID-19 Pending – 2 (current as of 5/11)
- Cumulative Total to date 17 – (5/11)
- Total number of COVID+ & Pending referrals to date: 27



ACS/NCS Data at Sonoma State University Data

Non-Congregate Site Data

- COVID Vulnerable (Homeless-Sheltering in Place) – 31
- Those considered vulnerable within the homeless population are individuals over the age of 65 and/or medically at risk
- **Total Served at the site as of 5/11 - 58**

Staffing, Security and Services Offered

- On-site service providers see to the day-to-day needs of the residents.
- Minimum of 4 security members on site at the Verdot Village at all times augment the service teams on-site.
 - Health & social service teams
 - Volunteers
- The medical staff works with all residents to ensure that they receive the medical, mental health and addiction services necessary for their health and safety.



Verdot Village

What happens when the ACS/NCS Closes

- Discharge criteria for those at the ACS
- The decontamination contract is being negotiated for closing the site
- For the unsheltered, a placement plan is in progress.

Questions