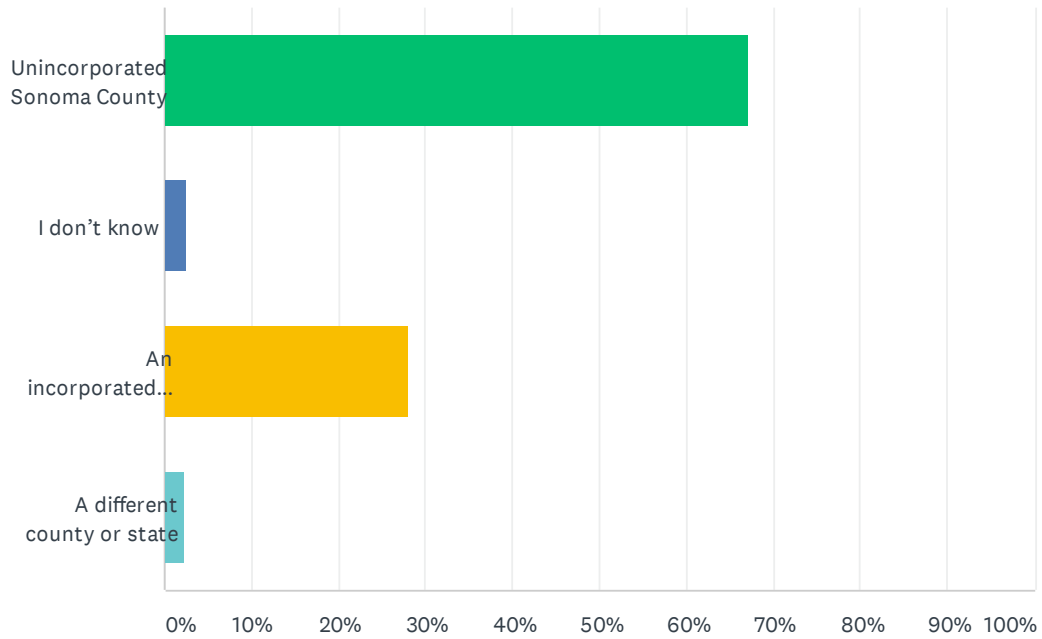


## Q1 Which jurisdiction do you live in?

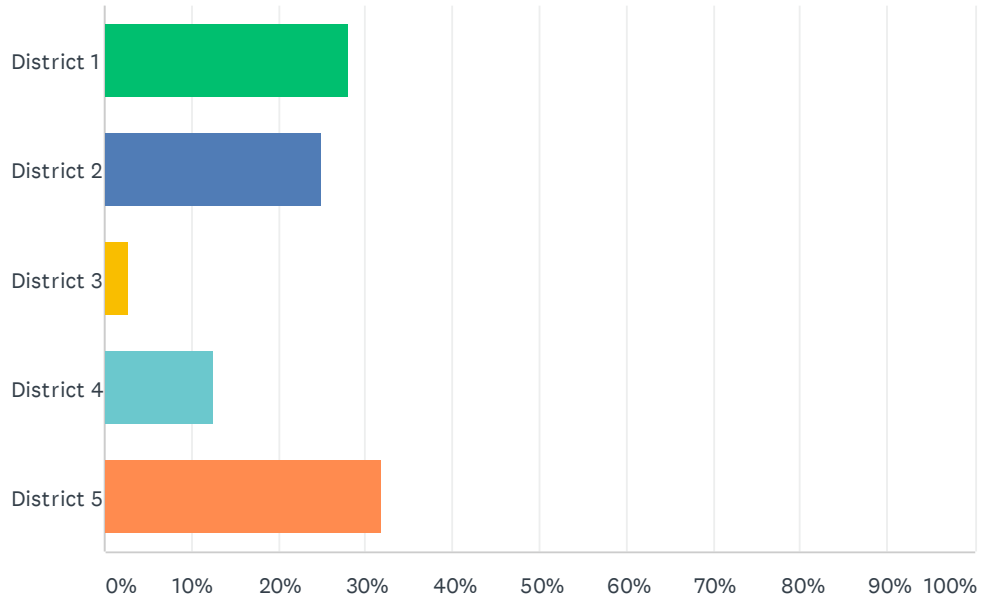
Answered: 1,054 Skipped: 9



ANSWER CHOICES	RESPONSES	
Unincorporated Sonoma County	67.17%	708
I don't know	2.47%	26
An incorporated city in Sonoma County	27.99%	295
A different county or state	2.37%	25
<b>TOTAL</b>		<b>1,054</b>

## Q2 Which District do you live in?

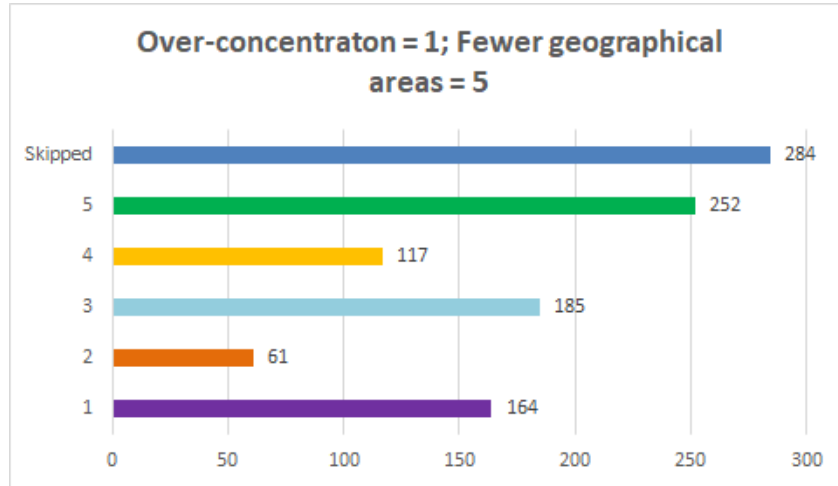
Answered: 582 Skipped: 481



ANSWER CHOICES	RESPONSES	
District 1	28.01%	163
District 2	24.91%	145
District 3	2.75%	16
District 4	12.54%	73
District 5	31.79%	185
<b>TOTAL</b>		<b>582</b>

### Q3 Is it more important to avoid over-concentration of cannabis operations or to limit the number of geographical areas where cannabis can be grown in the county?

Answered: 779 Skipped: 284

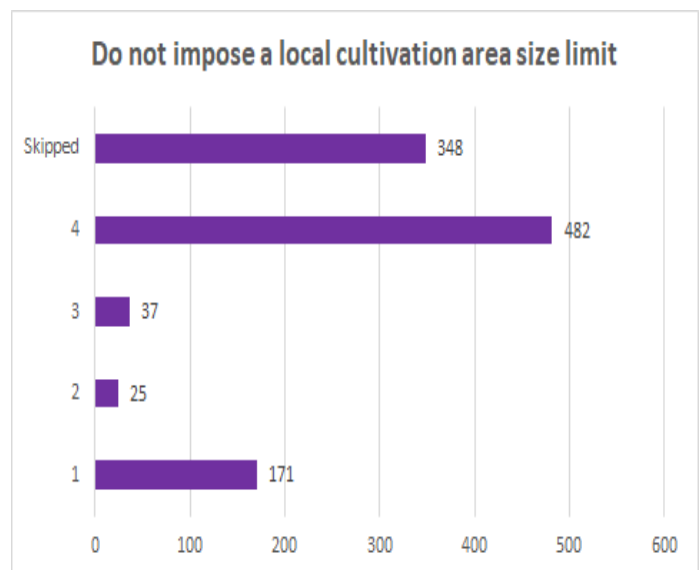
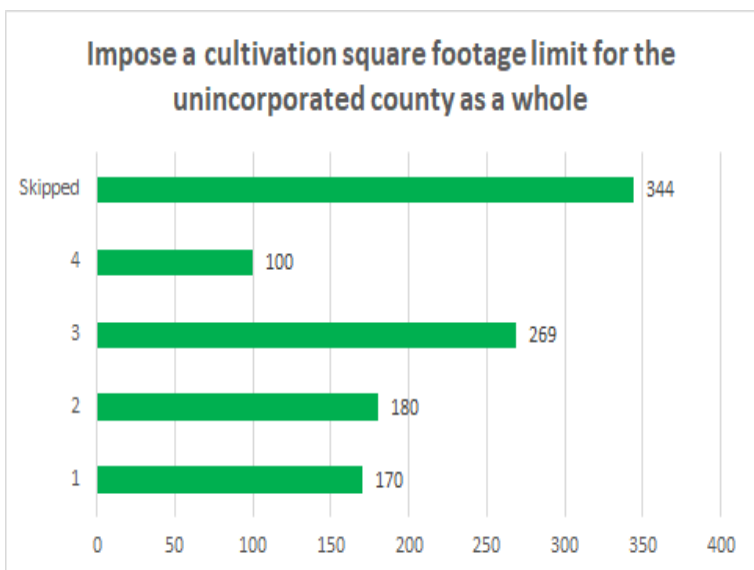
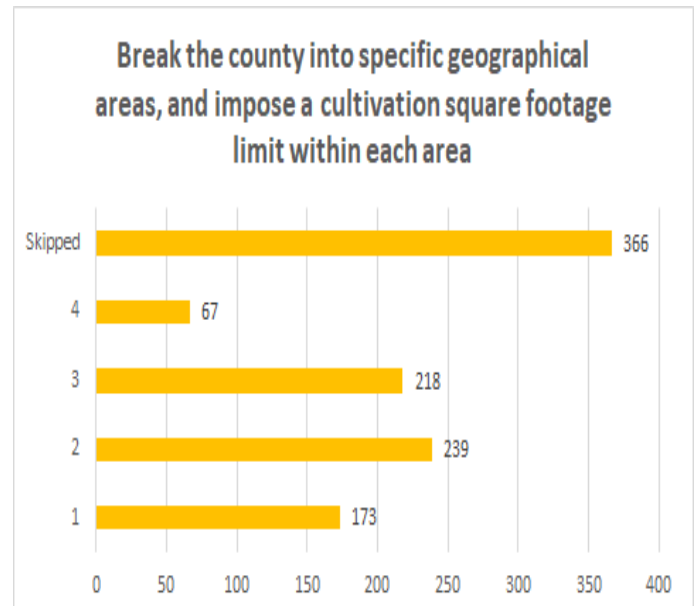
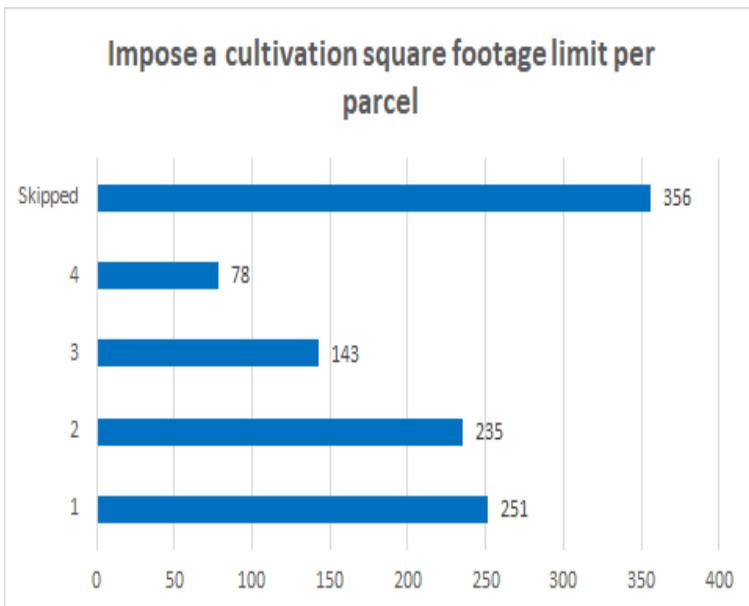


ANSWER CHOICES	AVERAGE NUMBER	RESPONSES
	3	779

**Q4 We've heard ideas about an appropriate size limit for cannabis cultivation. Please rank the following as the most appropriate method (1) to the least appropriate method (4) to limit the size of cultivation areas.**

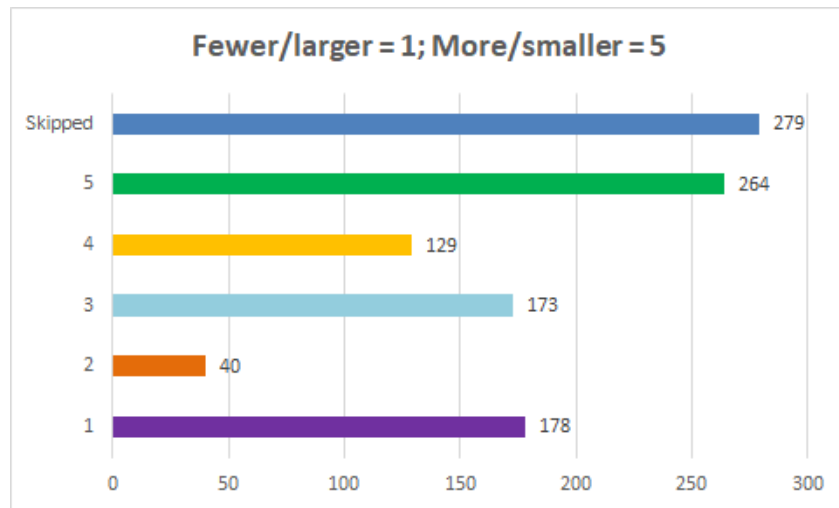
Answered: 817 Skipped: 246

	1	2	3	4	SCORE
Impose a cultivation square footage limit per parcel	35.55% 251	33.14% 234	20.25% 143	11.05% 78	2.93
Break the county into specific geographical areas, and impose a cultivation square footage limit within each area	24.82% 173	34.29% 239	31.28% 218	9.61% 67	2.74
Impose a cultivation square footage limit for the unincorporated county as a whole	23.64% 170	25.03% 180	37.41% 269	13.91% 100	2.58
Do not impose a local cultivation area size limit	23.92% 171	3.50% 25	5.17% 37	67.41% 482	1.84



### Q5 If there is a cap on total cannabis cultivation area, should the ordinance encourage fewer, larger operations or more, smaller operations?

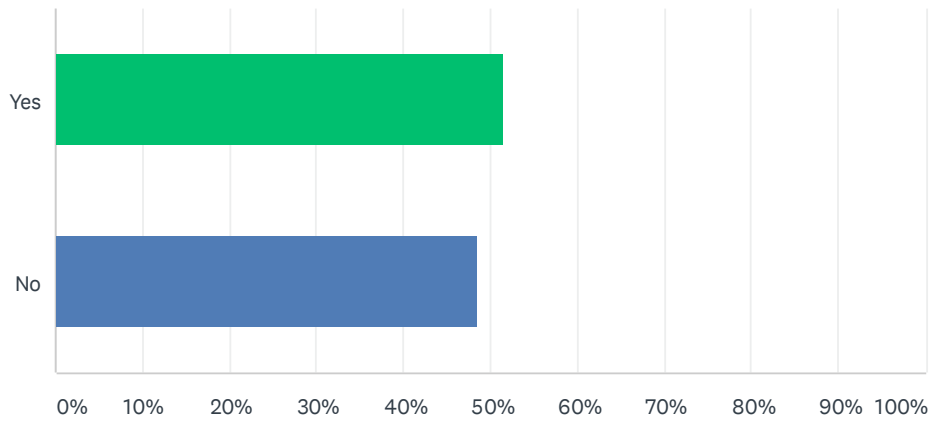
Answered: 784 Skipped: 279



ANSWER CHOICES	AVERAGE NUMBER	RESPONSES
	3	784
Total Respondents: 784		

### Q6 Should Inclusion Zones be included in the new ordinance (areas where cannabis operations are encouraged and permitting can be streamlined)?

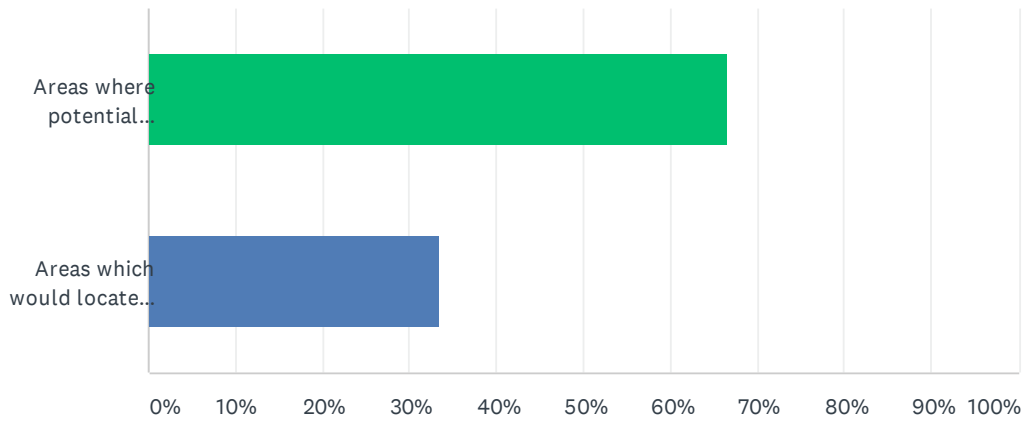
Answered: 837 Skipped: 226



ANSWER CHOICES	RESPONSES	
Yes	51.49%	431
No	48.51%	406
TOTAL		837

## Q7 Which is most important to consider when determining Inclusion Zones?

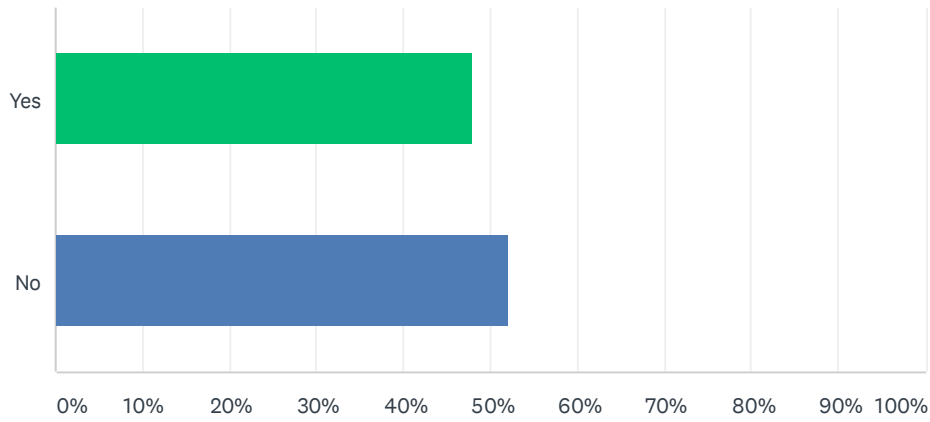
Answered: 447 Skipped: 616



ANSWER CHOICES	RESPONSES
<input type="checkbox"/> Areas where potential environmental impacts (e.g., water, odor, traffic) would be minimal, as determined by technical analyses in the Environmental Impact Report	66.44% 297
<input type="checkbox"/> Areas which would locate cannabis operations further from residential neighborhoods	33.56% 150
TOTAL	447

### Q8 Would you be willing to live next to an inclusion zone?

Answered: 470 Skipped: 593

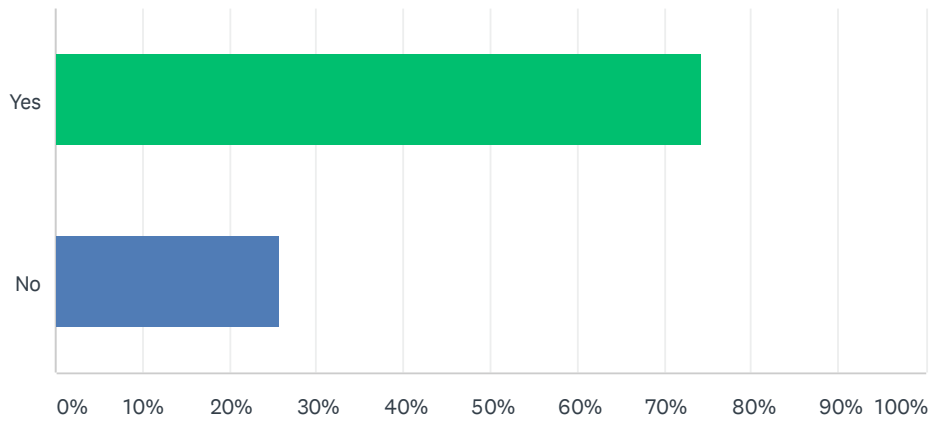


ANSWER CHOICES	RESPONSES	
Yes	47.87%	225
No	52.13%	245
TOTAL		470



### Q9 Should Exclusion Zones be included in the new ordinance (areas where cannabis operations are prohibited)?

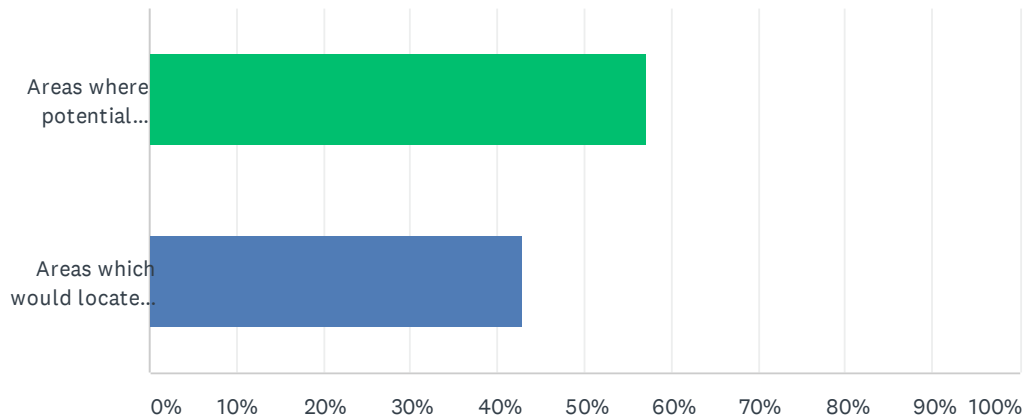
Answered: 751 Skipped: 312



ANSWER CHOICES	RESPONSES	
Yes	74.17%	557
No	25.83%	194
TOTAL		751

# Q10 Which is most important to consider when determining Exclusion Zones?

Answered: 524 Skipped: 539

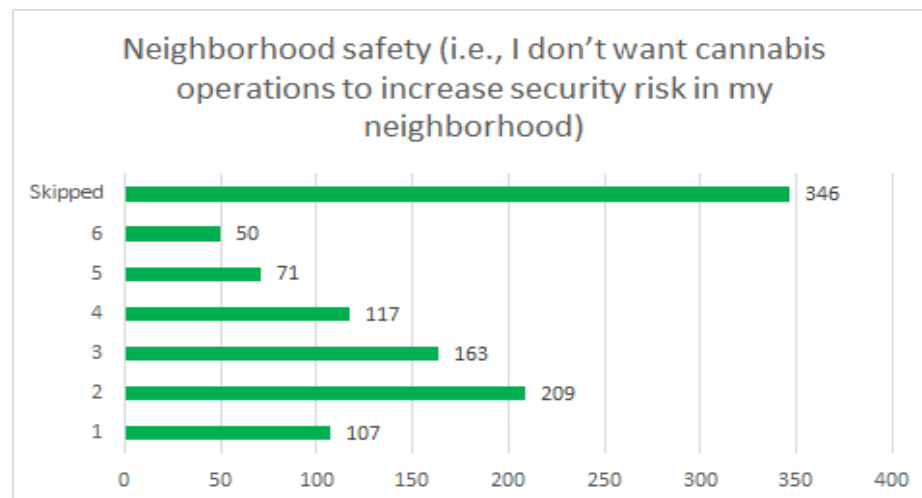
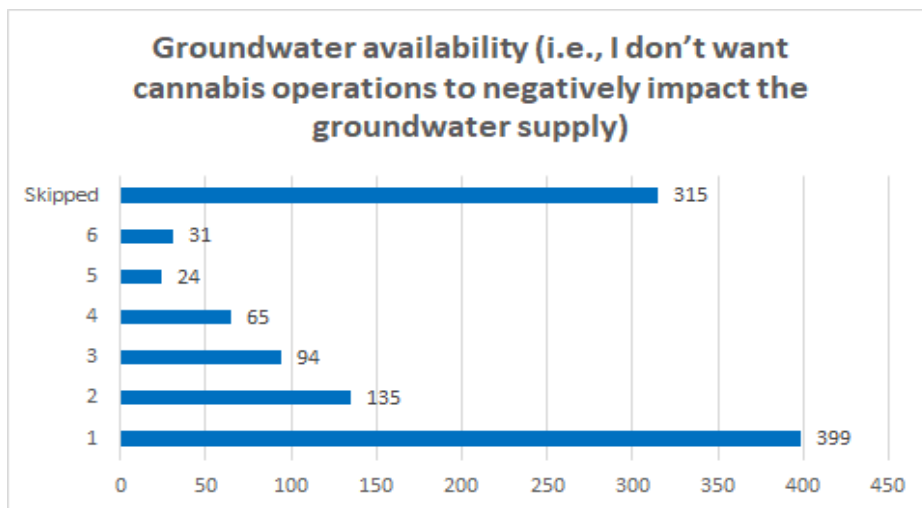


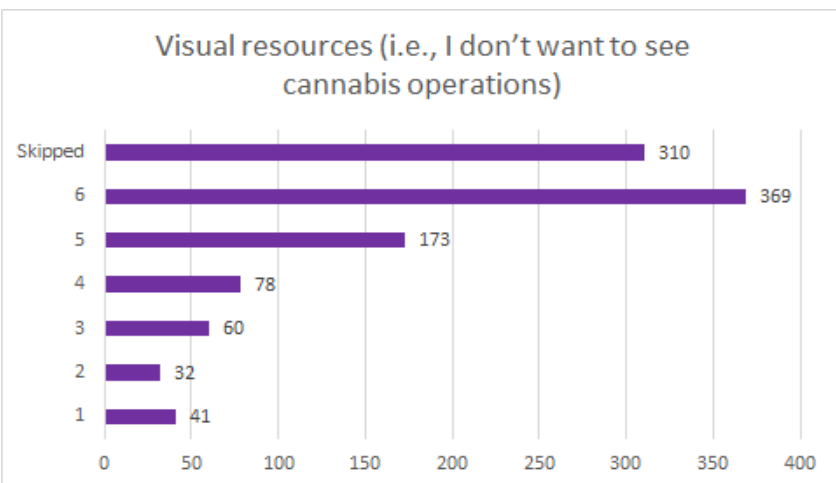
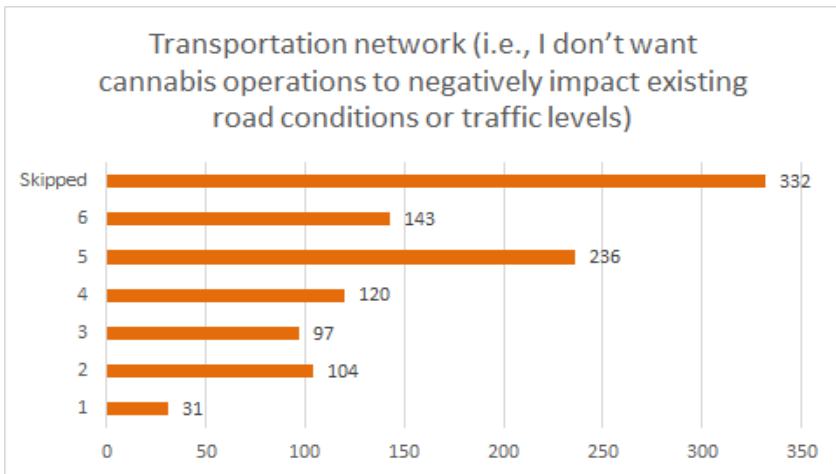
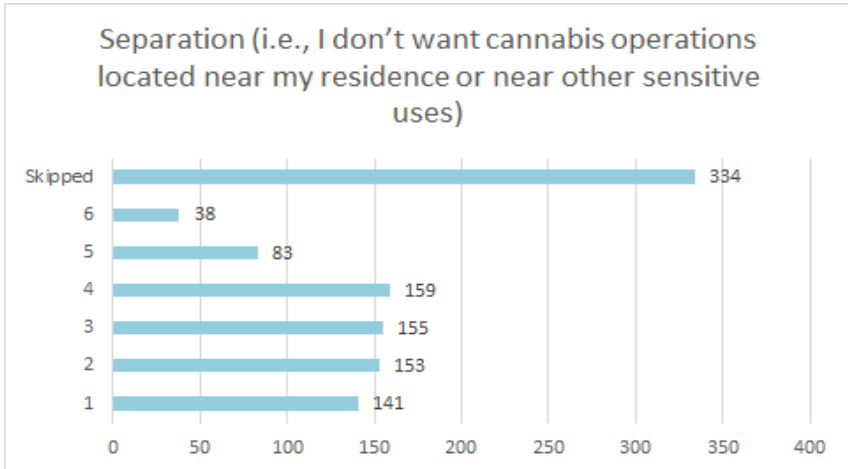
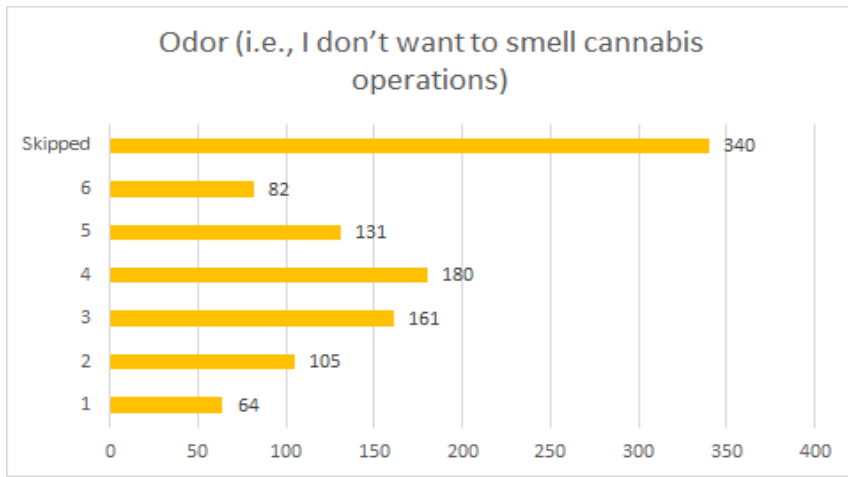
ANSWER CHOICES	RESPONSES
Areas where potential environmental impacts (e.g., water, odor, traffic) could occur, as determined by technical analyses in the Environmental Impact Report	57.06% 299
Areas which would locate cannabis operations near residential neighborhoods	42.94% 225
TOTAL	524

### Q11 We've heard concerns about how cannabis operations interact with their surroundings. Please rank the following most frequently cited concerns from most important (1) to least important (6)

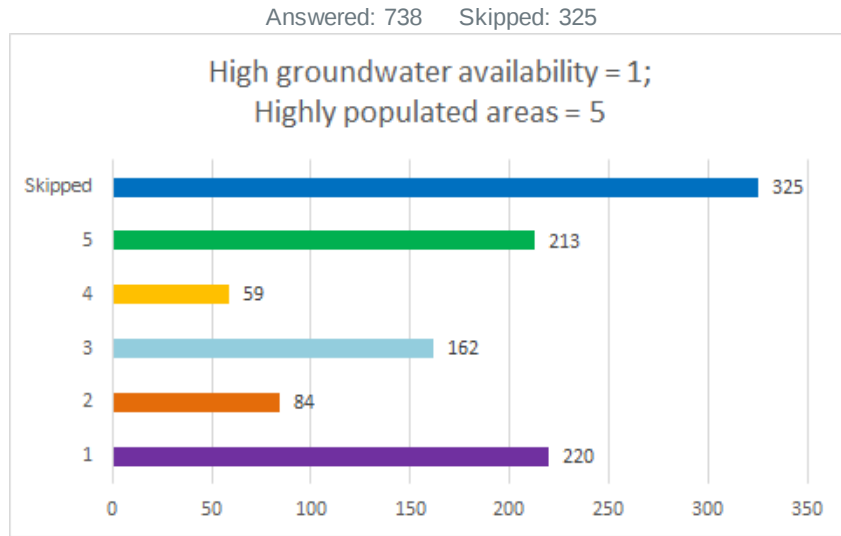
Answered: 802 Skipped: 261

	1	2	3	4	5	6	TOTAL	SCORE
Groundwater availability (i.e., I don't want cannabis operations to negatively impact the groundwater supply)	53.34% 399	18.05% 135	12.57% 94	8.69% 65	3.21% 24	4.14% 31	748	4.97
Neighborhood safety (i.e., I don't want cannabis operations to increase security risk in my neighborhood)	14.92% 107	29.15% 209	22.73% 163	16.32% 117	9.90% 71	6.97% 50	717	4.02
Odor (i.e., I don't want to smell cannabis operations)	8.85% 64	14.52% 105	22.27% 161	24.90% 180	18.12% 131	11.34% 82	723	3.37
Separation (i.e., I don't want cannabis operations located near my residence or near other sensitive uses)	19.34% 141	20.99% 153	21.26% 155	21.81% 159	11.39% 83	5.21% 38	729	3.99
Transportation network (i.e., I don't want cannabis operations to negatively impact existing road conditions or traffic levels)	4.24% 31	14.23% 104	13.27% 97	16.42% 120	32.28% 236	19.56% 143	731	2.83
Visual resources (i.e., I don't want to see cannabis operations)	5.44% 41	4.25% 32	7.97% 60	10.36% 78	22.97% 173	49.00% 369	753	2.12





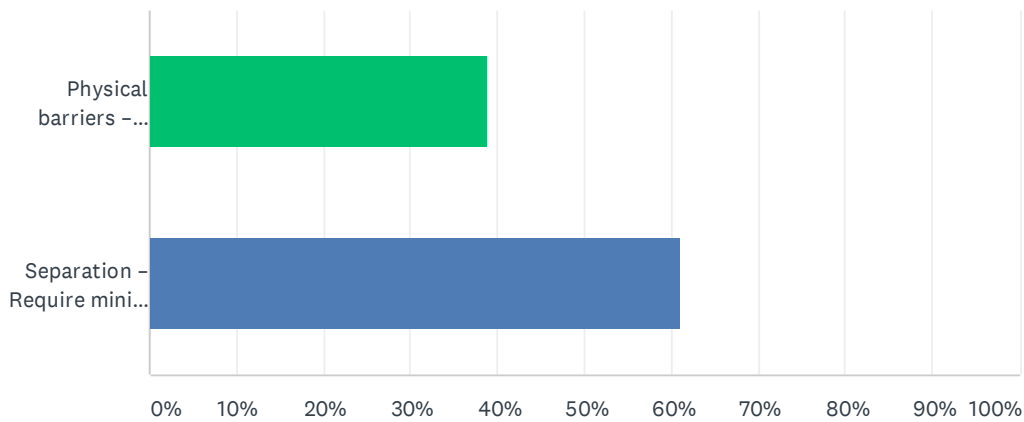
Q12 We've heard comments about cannabis cultivation might negatively impact water resources in the county. In general, areas where groundwater is most available also have the highest population density. Is it more important to locate cultivation in areas of high groundwater availability or keep cultivation away from highly populated areas?



ANSWER CHOICES	AVERAGE NUMBER	RESPONSES
	3	738
Total Respondents: 738		

### Q13 We've heard comments about cannabis odor. Which is the most appropriate method to mitigate offsite odor impacts.

Answered: 773 Skipped: 290

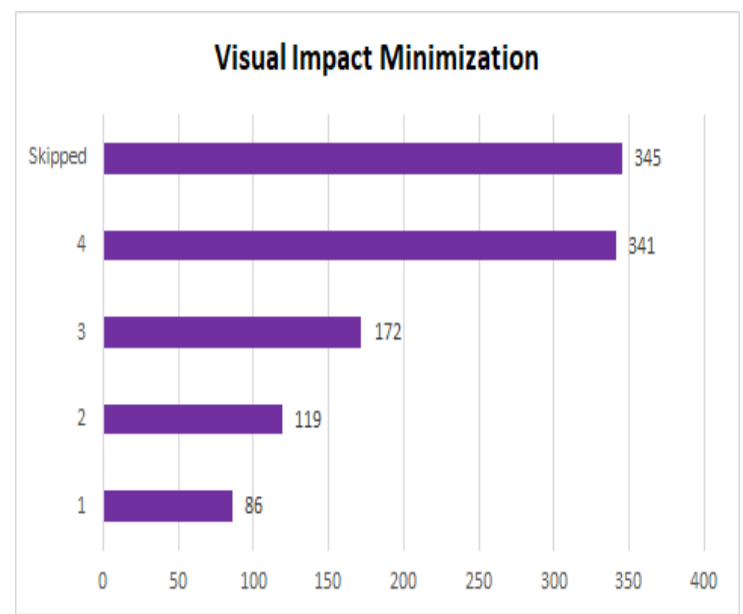
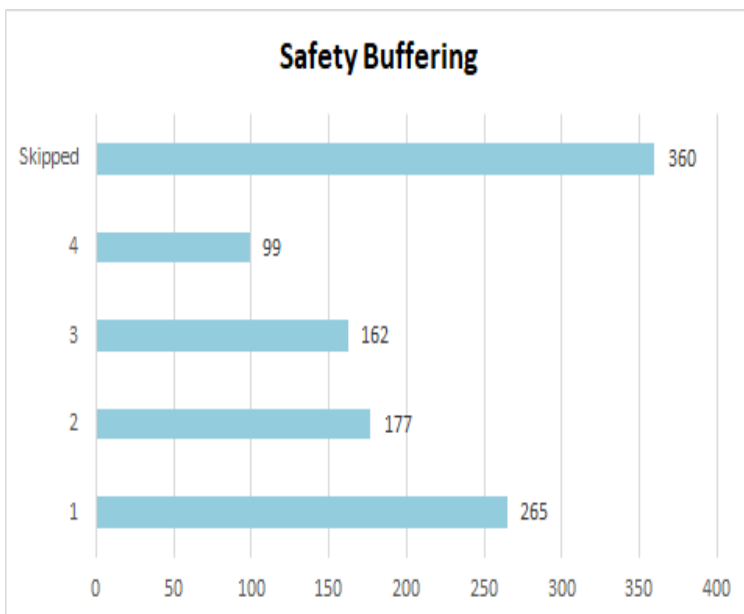
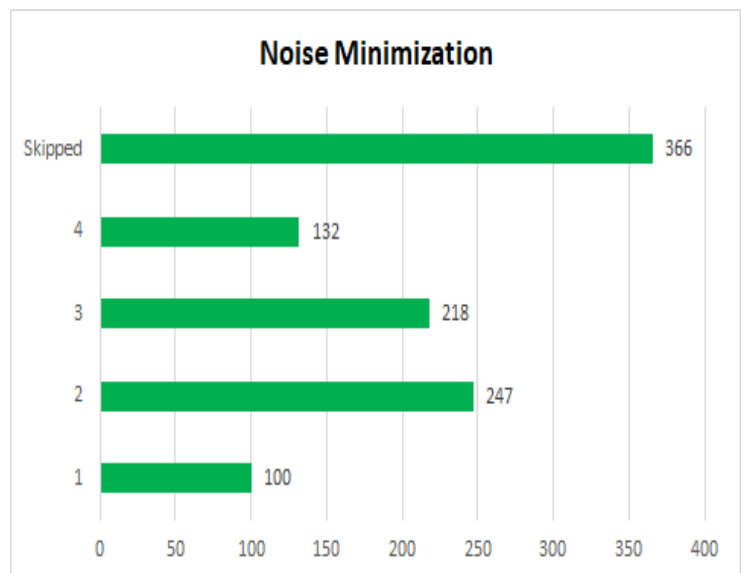
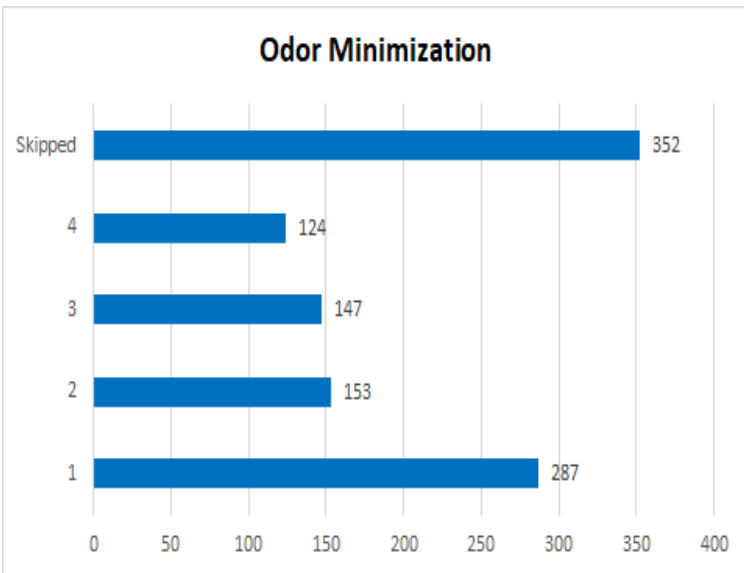


ANSWER CHOICES	RESPONSES	
Physical barriers – Require cannabis operations to be located within structures	38.94%	301
Separation – Require minimum setbacks from cannabis operations	61.06%	472
TOTAL		773

**Q14 We've heard comments related to what an adequate setback might be and how those setbacks should be determined. Please rank the following as the most important (1) to the least important (4) aspect to consider.**

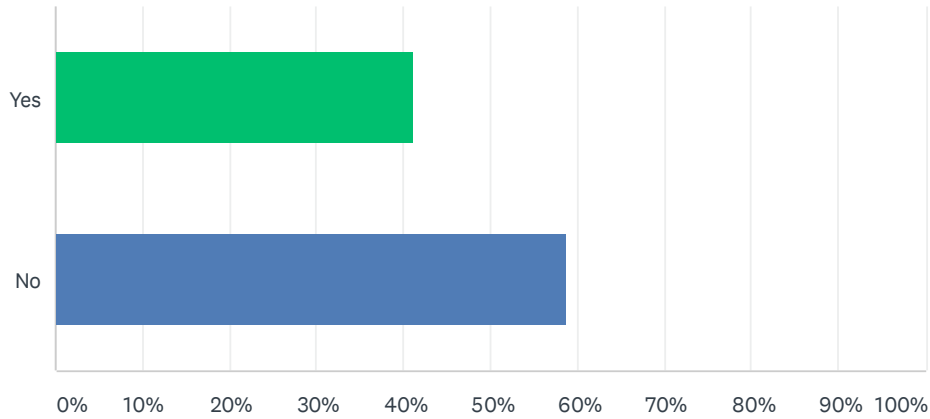
Answered: 763 Skipped: 300

	1	2	3	4	TOTAL	SCORE
Odor minimization	40.37% 287	21.52% 153	20.68% 147	17.44% 124	711	2.85
Noise minimization	14.35% 100	35.44% 247	31.28% 218	18.94% 132	697	2.45
Safety buffering	37.70% 265	25.18% 177	23.04% 162	14.08% 99	703	2.86
Visual impact minimization	11.98% 86	16.57% 119	23.96% 172	47.49% 341	718	1.93



Q15 We've heard many requests to consider allowing small-scale cannabis cultivation in Rural Residential and Agricultural Residential zoning. If cultivation size was limited to cottage-sized operations, could it be compatible with surrounding residential uses in these areas?

Answered: 813 Skipped: 250

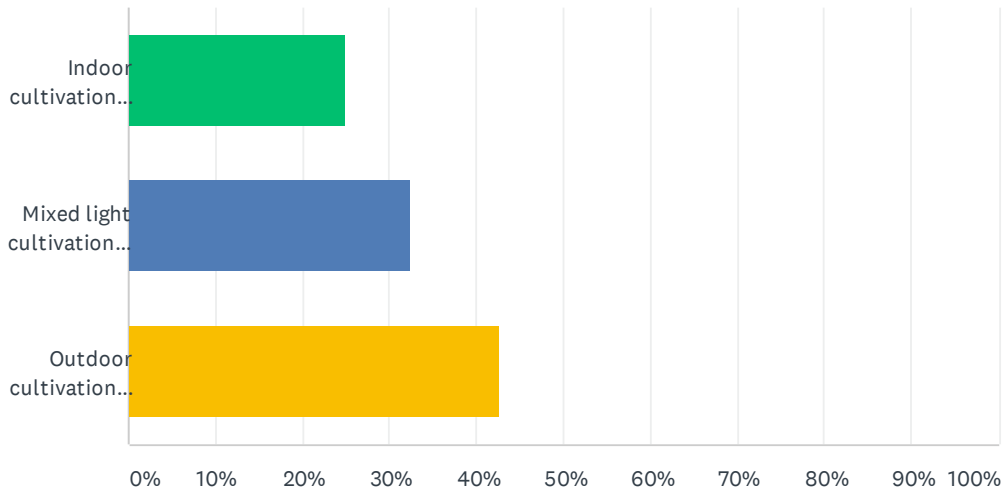


ANSWER CHOICES	RESPONSES	
Yes	41.21%	335
No	58.79%	478
TOTAL		813



### Q16 Please choose most potential for compatibility

Answered: 326 Skipped: 737



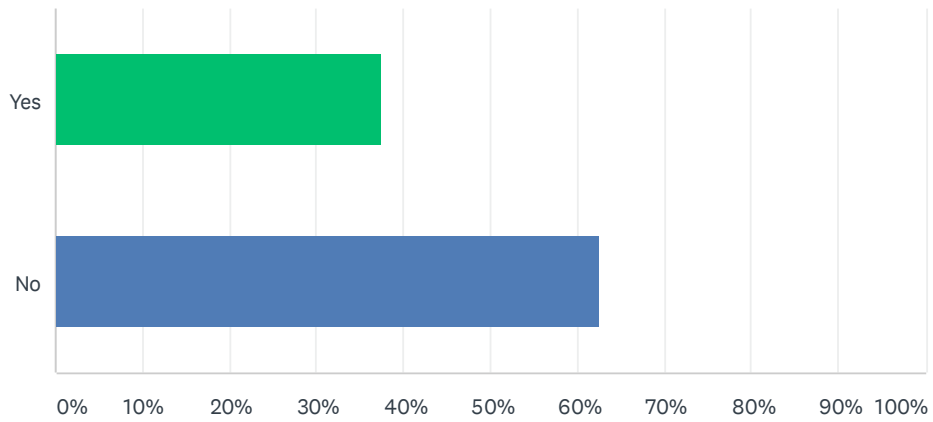
ANSWER CHOICES	RESPONSES	
<input type="checkbox"/> Indoor cultivation (specialty cottage – state currently allows up to 500 square feet)	24.85%	81
<input type="checkbox"/> Mixed light cultivation (specialty cottage – state currently allows up to 2,500 square feet)	32.52%	106
<input type="checkbox"/> Outdoor cultivation (specialty cottage – state currently allows up to 25 mature plants)	42.64%	139
TOTAL		326

**For clarity, question 16 is based on a Yes response to question 15 :**

Q15 We’ve heard many requests to consider allowing small-scale cannabis cultivation in Rural Residential and Agricultural Residential zoning. If cultivation size was limited to cottage-sized operations, could it be compatible with surrounding residential uses in these areas?

### Q17 If allowed by the State, should on-site cannabis consumption be allowed?

Answered: 786 Skipped: 277

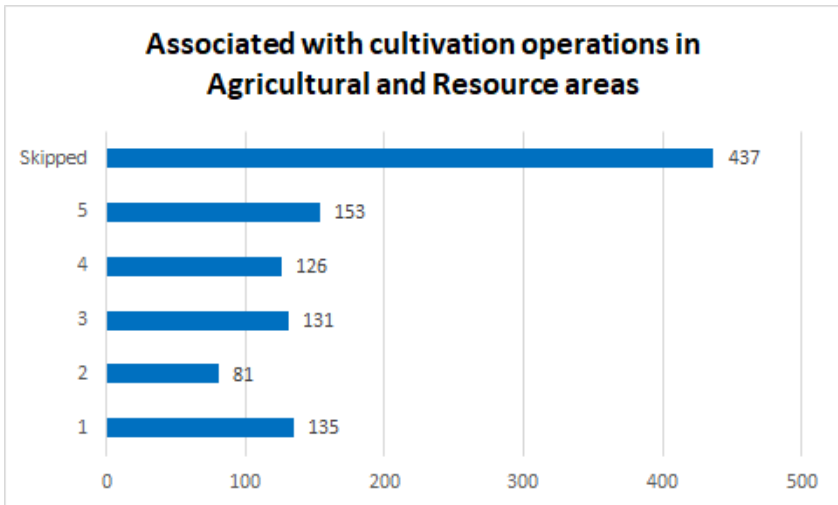


ANSWER CHOICES	RESPONSES	
Yes	37.53%	295
No	62.47%	491
TOTAL		786

### Q18 Rank the following potential locations as most suitable (1) to least suitable (5) for on site cannabis consumption:

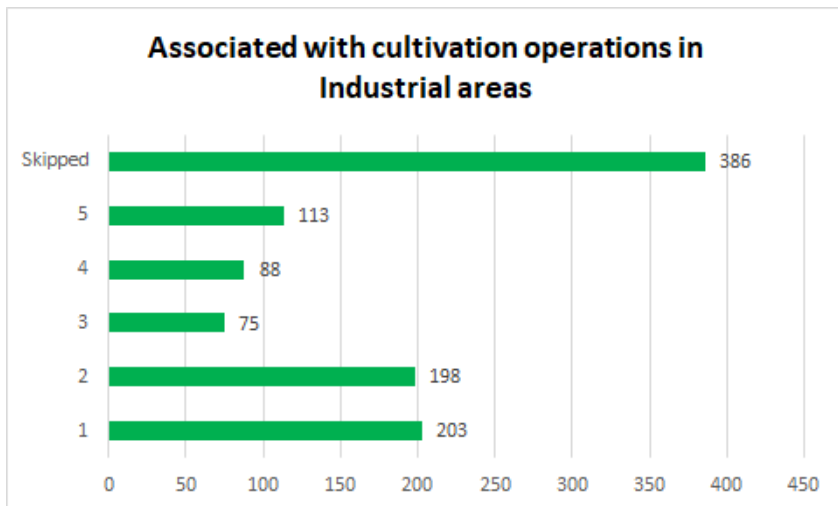
Answered: 731 Skipped: 332

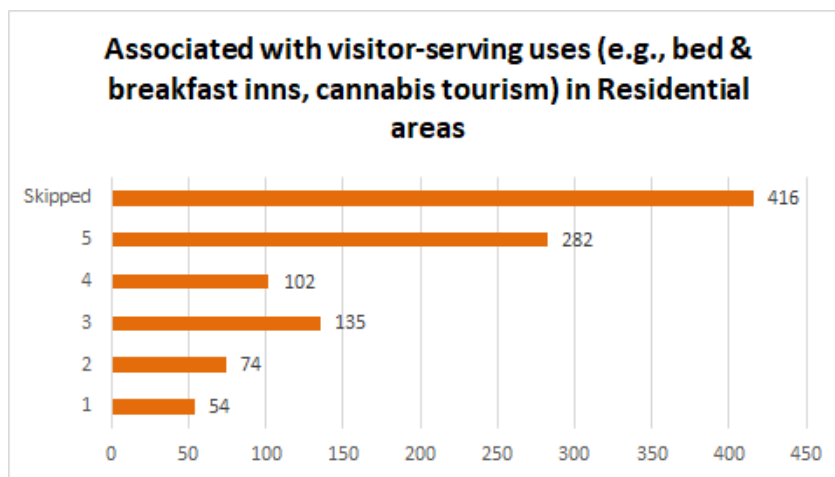
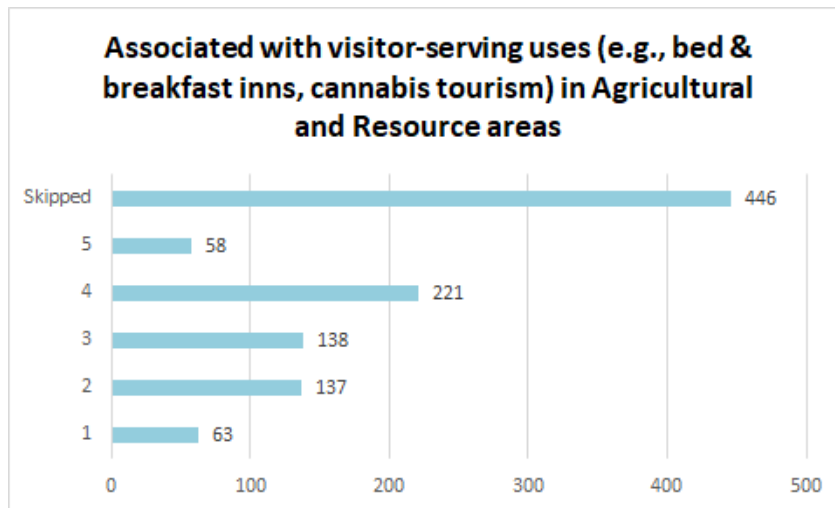
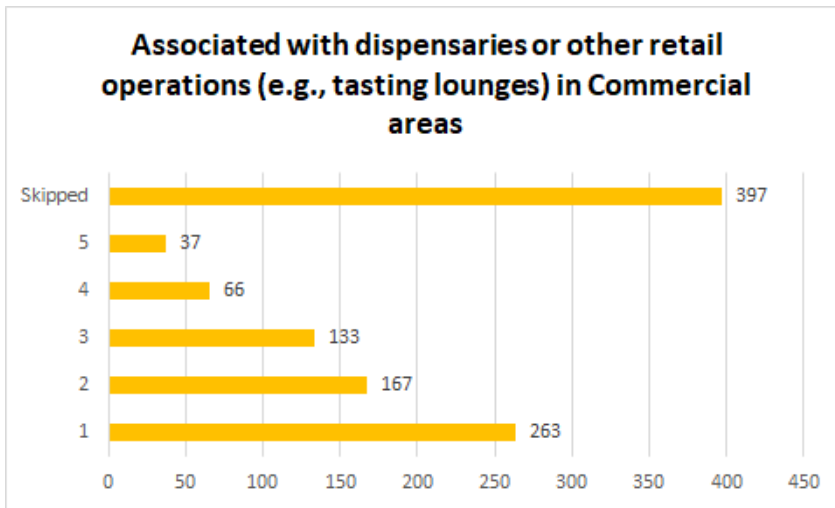
	1	2	3	4	5	TOTAL	SCORE
Associated with cultivation operations in Agricultural and Resource areas	21.44% 134	12.96% 81	20.96% 131	20.16% 126	24.48% 153	625	2.87
Associated with cultivation operations in Industrial areas	30.03% 203	29.14% 197	11.09% 75	13.02% 88	16.72% 113	676	3.43
Associated with dispensaries or other retail operations (e.g., tasting lounges) in Commercial areas	39.55% 263	25.11% 167	20.00% 133	9.77% 65	5.56% 37	665	3.83
Associated with visitor-serving uses (e.g., bed & breakfast inns, cannabis tourism) in Agricultural and Resource areas	10.23% 63	22.24% 137	22.24% 137	35.88% 221	9.42% 58	616	2.88
Associated with visitor-serving uses (e.g., bed & breakfast inns, cannabis tourism) in Residential areas	8.36% 54	11.46% 74	20.90% 135	15.79% 102	43.50% 281	646	2.25



For clarity, question 18 is based on a Yes response to question 17:

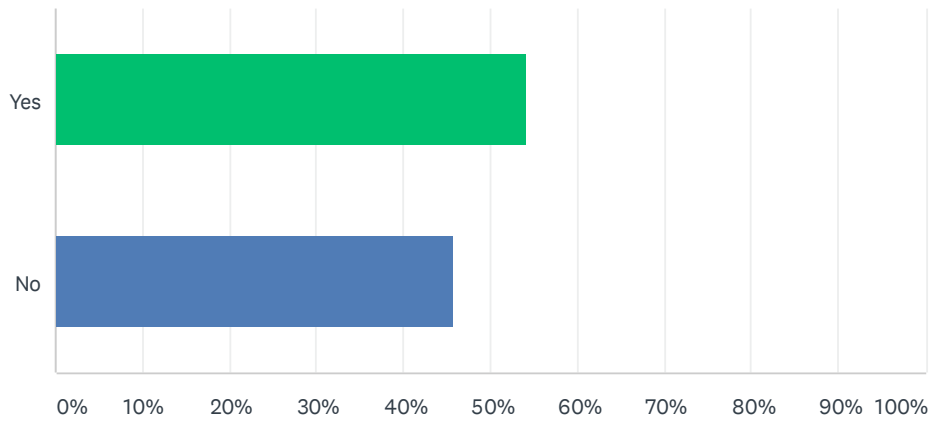
**Q17 If allowed by the State, should on-site cannabis consumption be allowed?**





### Q19 Would you be interested in an educational program about the regulation of cannabis in Sonoma County?

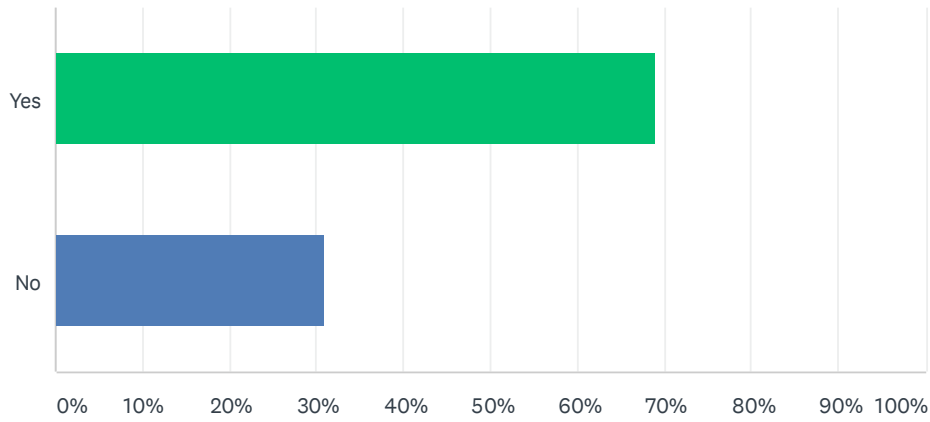
Answered: 772 Skipped: 291



ANSWER CHOICES	RESPONSES	
Yes	54.15%	418
No	45.85%	354
TOTAL		772

## Q20 Should a temporary moratorium be imposed on cannabis permitting?

Answered: 804 Skipped: 259

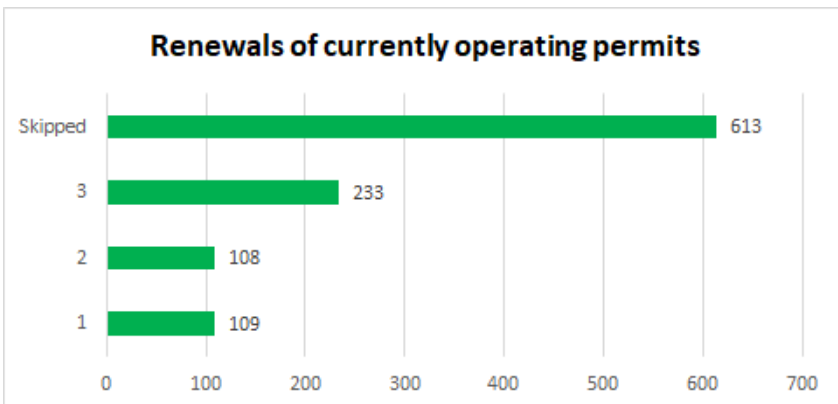
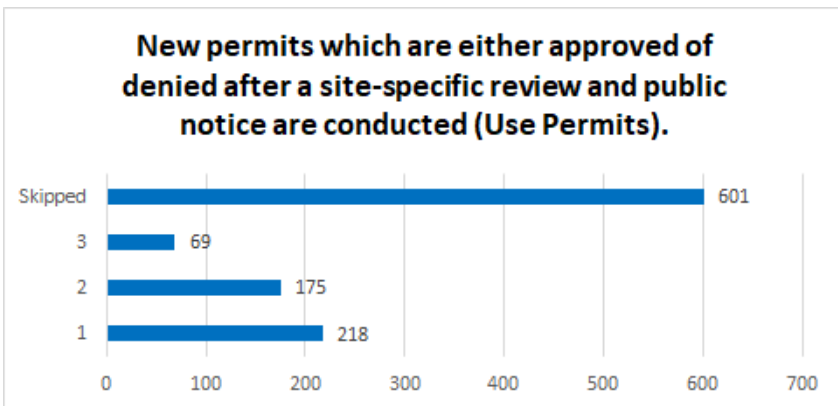
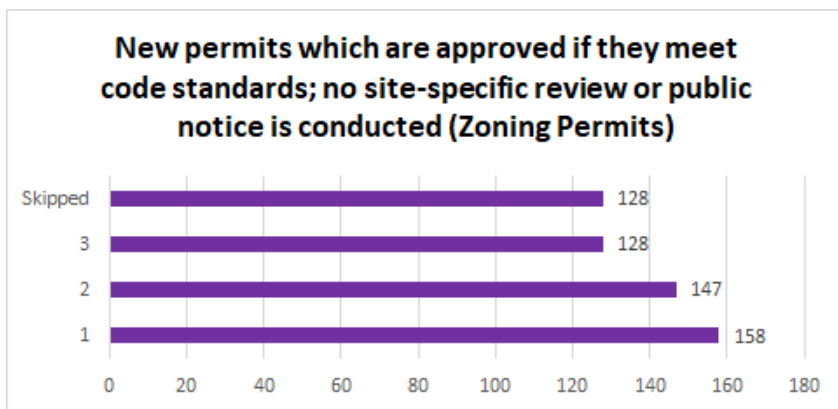


ANSWER CHOICES	RESPONSES	
Yes	69.03%	555
No	30.97%	249
TOTAL		804

## Q21 Please rank the following from most important (1) to least important (3) to include in a moratorium:

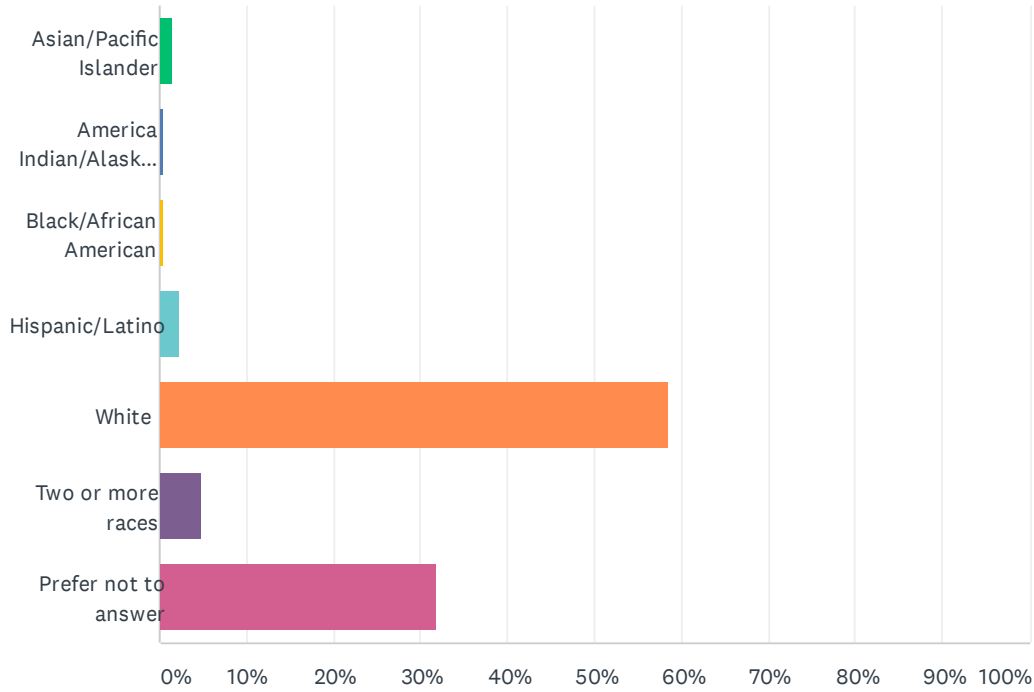
Answered: 494 Skipped: 569

	1	2	3	TOTAL	SCORE
☐ New permits which are approved if they meet code standards; no site-specific review or public notice is conducted (Zoning Permits)	36.49% 158	33.95% 147	29.56% 128	433	2.07
☐ New permits which are either approved of denied after a site-specific review and public notice are conducted (Use Permits).	47.19% 218	37.88% 175	14.94% 69	462	2.32
☐ Renewals of currently operating permits	24.22% 109	24.00% 108	51.78% 233	450	1.72



### Q22 Please check one only:

Answered: 768 Skipped: 295

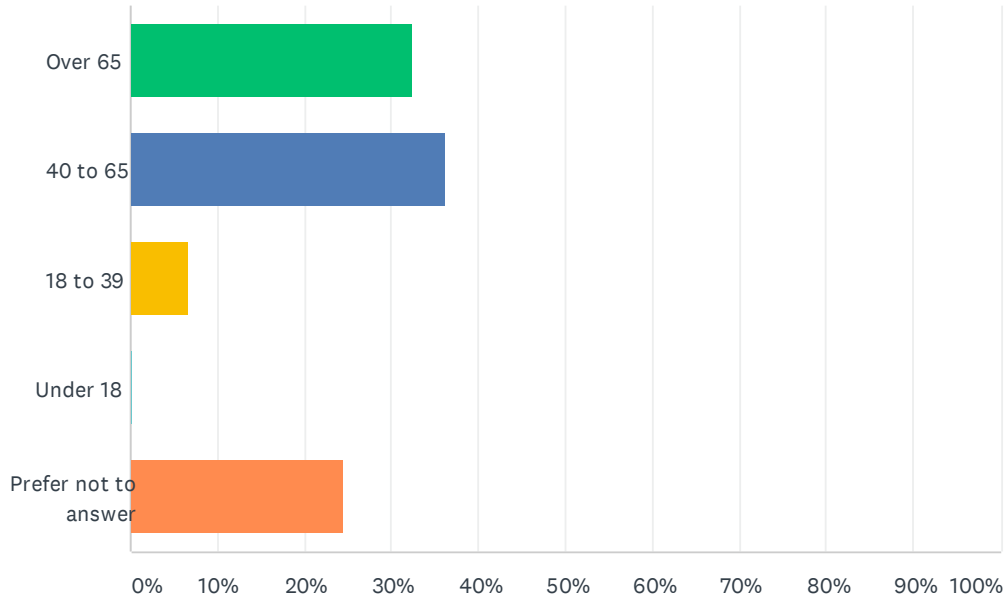


ANSWER CHOICES	RESPONSES	
Asian/Pacific Islander	1.43%	11
America Indian/Alaskan Native	0.39%	3
Black/African American	0.52%	4
Hispanic/Latino	2.34%	18
White	58.59%	450
Two or more races	4.82%	37
Prefer not to answer	31.90%	245
<b>TOTAL</b>		<b>768</b>



## Q23 What is your age?

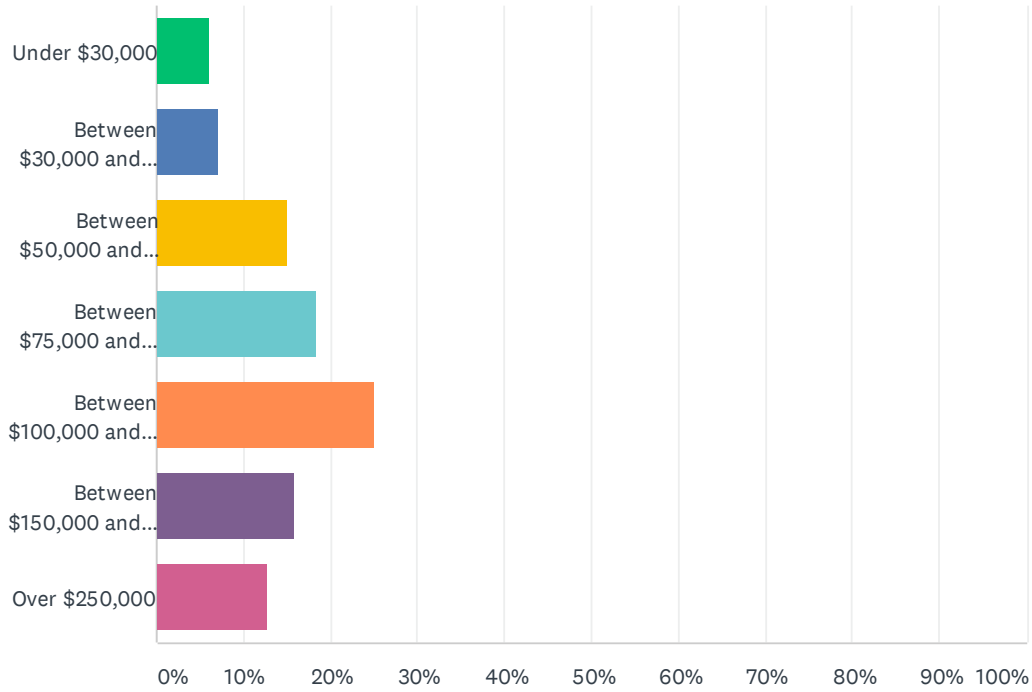
Answered: 769 Skipped: 294



ANSWER CHOICES	RESPONSES	
Over 65	32.38%	249
40 to 65	36.28%	279
18 to 39	6.76%	52
Under 18	0.13%	1
Prefer not to answer	24.45%	188
<b>TOTAL</b>		<b>769</b>

## Q24 What is your household income?

Answered: 670 Skipped: 393



ANSWER CHOICES	RESPONSES	
Under \$30,000	5.97%	40
Between \$30,000 and \$49,999	7.01%	47
Between \$50,000 and \$74,999	15.07%	101
Between \$75,000 and \$99,999	18.36%	123
Between \$100,000 and \$150,000	25.07%	168
Between \$150,000 and \$250,000	15.82%	106
Over \$250,000	12.69%	85
<b>TOTAL</b>		<b>670</b>