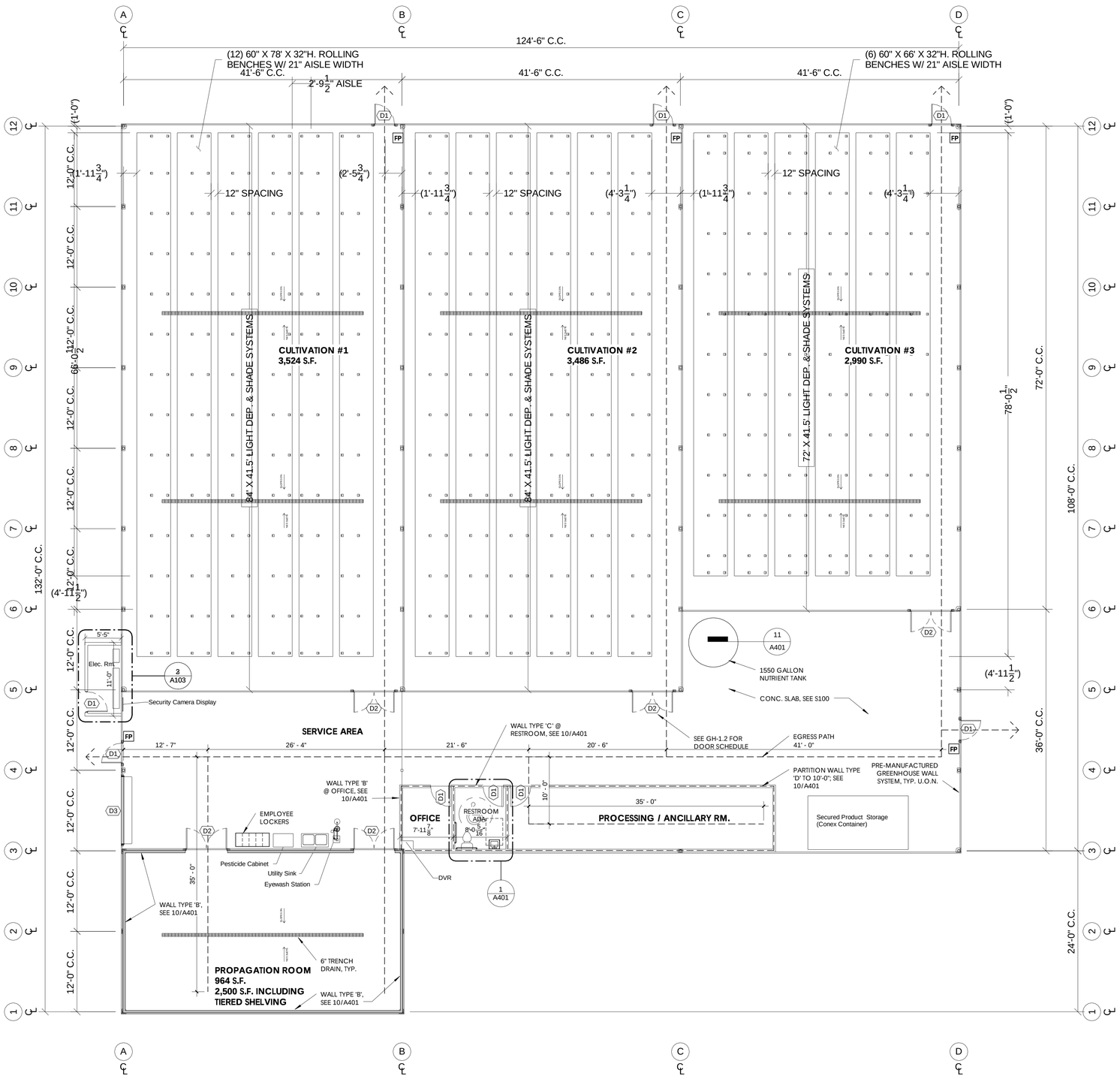

1 PROPOSED FLOOR PLAN
1/8" = 1'-0"

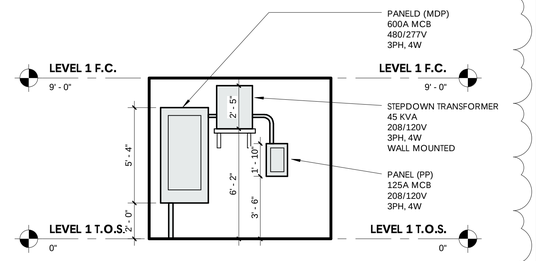

4 ELEC. ROOM - INT. ELEV.
1/4" = 1'-0"

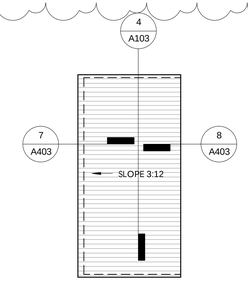

3 ELEC. ROOM - ROOF PLAN
1/4" = 1'-0"

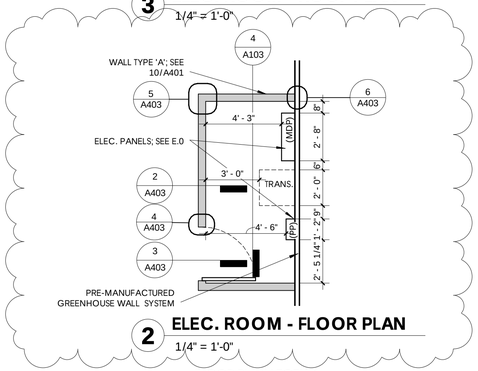

2 ELEC. ROOM - FLOOR PLAN
1/4" = 1'-0"

FLOOR PLAN LEGEND

- (E) WALL TO REMAIN
- (E) WALL TO BE REMOVED
- (N) WALL - NON-RATED (FULL-HEIGHT)
- (N) WALL - ONE HOUR FIRE RATED
- (N) WALL - NON-RATED (PARTIAL HEIGHT)
- 30" x 48" CLEAR SPACE FOR WHEELCHAIR
- LINE OF ROOF SOFFIT / CEILING OFFSET ABOVE
- NOT IN CONTRACT

NOTE: FOR WALL CONSTRUCTION AND ASSEMBLIES, SEE ARCHITECTURAL WALL SECTIONS SHEET

GENERAL NOTES - FLOOR PLAN

1. WALL/ PARTION DIMENSIONS ARE TO FINISHED FACE. OPENING DIMENSIONS ARE TO ROUGH OPENING, UNLESS NOTED TO ALIGN WITH ANOTHER FEATURE OR CENTERLINE.
2. FOR REMODEL PROJECTS, DIMENSIONS TO EXISTING WALLS, FEATURES, OPENINGS ARE ASSUMED TO BE VERIFIED IN FIELD, UNLESS OTHERWISE NOTED AS BUILDING ELEMENTS ARE RARELY SQUARE, LEVEL , OR PLUMB.
3. NOTES AND SYMBOLS ARE TO APPLY AT ALL AREAS OF SIMILAR GRAPHIC REPRESENTATION. SUCH INDICATIONS MAY BE LIMITED TO PROMOTE CLARITY OR AVOID REDUNDANCY.
4. EXTERIOR PAVING: EXTERIOR DOOR LANDINGS SHALL SLOPE 1/4" PER FOOT MAXIMUM FOR DRAINAGE. PAVING AND EXTERIOR GRADE SHALL SLOPE MINIMUM 1/8" PER FOOT AWAY FROM BUILDINGS.
5. ELEVATIONS SHOWN ARE MEASURED FROM FINISHED FLOOR DATUM FOR THIS BUILDING. REFER TO CIVIL ENGINEERING DRAWINGS FOR ELEVATIONS RELATIVE TO THE REST OF THE SITE AND FOR SITE FEATURES NOT OTHERWISE INDICATED.
6. REFER TO MECHANICAL DRAWINGS FOR PIPING REGISTERS AND VENTS NOT OTHERWISE SHOWN.
7. REFER TO LIGHTING AND ELECTRICAL DRAWINGS FOR RECEPTACLES, SPEAKERS, SWITCHES AND OTHER FEATURES NOT OTHERWISE SHOWN.
8. REFER TO REFLECTED CEILING PLAN FOR LOCATION OF CLERESTORY WINDOWS, TYPICAL.
9. PROVIDE BLOCKING, BACKING, FRAMING, SHEATHING, UTILITIES OR OTHER CONCEALED WORK, WHETHER SPECIFICALLY SHOWN OR INFERRED.

TRUE

0' 4' 8' 16' 32'

Locus architecture studio
P.O. Box 876
Sonoma, CA
95476
www.locusarchitecturestudio.com
O: 707.809.5550

LICENSED ARCHITECT
RYAN D. HENDERSON
C-30242
REN. 30 APR 2021
STATE OF CALIFORNIA

Revision/ Issue Schedule		
No.	Description	Date

TRV CORP

Attachment 10.
FLOOR PLAN

6095 BODEGA AVENUE
PETALUMA, CA 94952

Revision	
Start Date	05.01.18
Drawn by	Author
Checked by	Checker
Scale	As indicated
Print Date	2/6/2020 10:49:41 AM

Floor Plan - Proposed

A103