

AB 1600

DEVELOPMENT FEES ANNUAL REPORT

**County of Sonoma
Board of Supervisors
December 7, 2021**

TABLE OF CONTENTS

	Page
Regional Parks	
Narrative Summary of Financial Statement	3
Summary of Accomplishments & Achievements.....	4
Park Mitigation Fee Areas Map	12
Financial Statements.....	13
Balance Sheet.....	29
Transportation & Public Works	
Countywide Development Fee Program (Traffic Mitigation):	
Summary of Financial Activity	30
Project Status Statement	31
Financial Statements	33
Sonoma Valley Development Fee Program:	
Summary of Financial Activity	34
Project Status Statement	35
Financial Statements	37

December 7, 2021

To: Lynda Hopkins, 5th District Supervisor, Chairperson
Susan Gorin, 1st District Supervisor
David Rabbitt, 2nd District Supervisor
Chris Coursey, 3rd District Supervisor
James Gore, 4th District Supervisor

From: Bert Whitaker, Director of Regional Parks

Re: 2020/21 Annual Report on Park Mitigation Fees

INTRODUCTION

This Attachment 2 is our annual report on Park Mitigation Fees for FY 2020/21. Attachment 4 includes the financial statements for all seven Park Mitigation Fee areas, and includes a summary of fees collected and withdrawals made for the fiscal year 2020/21. These fees are submitted by developers and home builders for each new residential unit in the unincorporated county. The fee rate for FY 2020/21 was \$3,678.00 per developed unit. Attachment 3 is a map delineating the location and boundaries of the Park Mitigation Fee areas. Funding is transferred to projects within the area the fee was collected to provide regional facilities.

I. NARRATIVE SUMMARY OF FINANCIAL STATEMENT.

1. Fund balance at the beginning of fiscal year 2020/21.

The beginning fund balance on July 1, 2020 of all seven Park Mitigation funds was \$1,353,969.37.

2. Fees collected in 2020/21.

The amount of Park Mitigation fees collected was \$639,972.00. A total of \$8,049.89 was previously allocated to projects, \$2,224.58 was returned the Park Mitigation Fee Fund, Area 3, \$3,410.27 was returned to Park Mitigation Fee Fund, Area 4, and \$2,415.04 was returned to Park Mitigation Fee Fund, Area 5. The total of all fees and miscellaneous revenue collected and credited to the Fund was \$648,021.89.

3. Interest earned on funds in FY 2020/21.

A total of \$10,148.85 was earned as interest on Park Mitigation fee funds. This interest is accrued and credited separately according to

each mitigation area where it was earned and is available for future projects.

4. Appropriations and expenditures in FY 2020/21.

The total amount appropriated and transferred to Capital Projects was \$685,884.00. The total amount of fees refunded to individuals was \$1,839.00 for cancelled building permits. No funding collected on or before FY 2015/16 remains in any of the seven Park Mitigation Fee Trust Accounts as of June 30, 2021.

5. Balance of funds as of June 30, 2021.

The balance of the Park Mitigation Fund as of June 30, 2021 was \$1,324,417.11.

II. SUMMARY OF ACCOMPLISHMENTS & ACHIEVEMENTS

In FY 2020/21 Park Mitigation fees totaling \$685,884.00 were transferred from the Park Mitigation Fee Trust funds to twenty seven (27) projects. In most cases, Park Mitigation Fees were used as seed money to leverage grants and other matching contributions at a ratio of 7 to 1.

The following is a list of those park and recreation projects for which Park Mitigation fees were transferred in FY 2020/21.

Area #1 (Sonoma Coast)

Beginning Fund Balance:	\$ 17,859.18
Total Revenue (Incl. Fees, Misc less Refunds):	\$ 29,424.00
Total Interest Earned:	\$ 144.00
Total Withdrawals:	(\$19,611.00)
Ending Fund Balance:	\$ 27,816.18

Summary of Expenditures

- \$10,000.00 in funding was transferred to **Bodega Bay Trail – Coastal North Harbor** for planning and design of the next 0.6 mile phase of the Bodega Bay Trail project. Mitigation funds leveraged a \$100,000 State Coastal Conservancy grant for planning the North Harbor, Harbor Coastal, and Smith Brothers Road Trail segments. This funding has also leveraged the awarded \$100,000 Conservancy grant and \$10,000 from the Sonoma County Regional Parks Foundation to prepare construction documents and permits for the Coastal North Harbor Trail. This funding further leveraged the \$795,000 Matching Grant from Ag + Open Space, potentially \$682,000 in Parks for All

Measure M funding, \$348,000 Sonoma County Transportation Authority Measure M funding, and a \$203,662 Per Capita grant from State Parks for construction.

- \$5,000.00 in funding was transferred to **Doran Boat Launch** to complete construction of new boat launch facilities including accessibility improvements. This funding leveraged \$1,100,000 in Division of Boating and Waterways grants for design and construction, \$30,000 in Sonoma County Regional Parks Foundation funding, \$80,000 in disabled access funding, \$25,000 in dredging funding, \$100,000 in major maintenance funding, and \$200,000 in Parks for All Measure M funding. Construction was completed in 2020.
- \$3,000.00 in funding was transferred to **Wright Hill Ranch Preserve** for acquisition and preliminary planning for public access for this 1,235-acre ranch adjacent to Sonoma Coast State Park. The property transfer was completed in August 2021. Mitigation funds leveraged \$482,500 from Ag + Open Space District for initial public access design and construction.
- \$1,611.00 in funding was transferred to **Bodega Bay Trail – Coastal Harbor** for alignment alternatives, local trail connections, and assessing sea level rise and tidal impacts. Mitigation funds facilitate securing future grant funds.

Area #2 (North County: Cloverdale, Windsor and Healdsburg Environs)

Beginning Fund Balance:	\$ 73,408.57
Total Revenue (Incl. Fees, Misc & PY Rev):	\$ 119,535.00
Total Interest Earned:	\$ 545.63
Total Withdrawals:	(\$ 62,500.00)
Ending Fund Balance:	\$ 130,898.20

Summary of Expenditures

- \$25,000.00 in funding was transferred to **Cloverdale Regional Park Phase 4** for design and construction of a new permanent restroom and other park amenities to better serve park visitors. Mitigation Funds are leveraging the Sonoma County Regional Parks Foundation in securing funding for picnic sites and tree planting. Construction is underway in 2021.
- \$20,000 in funding was transferred to **Healdsburg Veterans Memorial Beach** for master plan work to expand uses and amenities and to address nearby population growth. These

efforts facilitate securing funding donated from the City of Healdsburg, the bridge contractor, Major Maintenance funding, and \$203,662 Per Capita grant from State Parks.

- \$16,000.00 in funding was transferred to **Preston River Access**, also known as Russian River Parkway, for planning and design to formalize a long time popular use area along the east side of the Russian River north of Cloverdale. Mitigation funds leveraged a \$1,125,000 Natural Resources Agency grant. Master planning and community engagement is underway. Construction is anticipated for 2022-23.
- \$1,500 in funding was transferred to **Hanson Russian River Access** to plan for public access including trails, river access, and supporting facilities in collaboration with multiple agencies' efforts to restore a formal gravel mining site. Mitigation funds leveraged \$100,000 in funding from the Lytton Tribe.

Area #3 (Russian River: Sebastopol Environs)

Beginning Fund Balance:	\$ 144,696.07
Total Revenue (Incl. Fees, Misc less Refunds):	\$ 138,310.58
Total Interest Earned:	\$ 1,152.26
Total Withdrawals:	(\$ 87,146.00)
Ending Fund Balance:	\$ 197,012.91

Summary of Expenditures

- \$50,000.00 in funding was transferred to **Dutch Bill Creek Bikeway** for planning and acquisition work for 515 acres of forested uplands, riparian corridor, and open space that supports sections of the Dutch Bill Creek Bikeway. Mitigation funds leveraged a \$500,000 grant from the State Coastal Conservancy, \$954,028 recommended Land and Water Conservation Fund grant, and \$2,100,000 contribution from Ag + Open Space for acquisition completed fall 2020. Additional \$250,000 from Ag + Open Space was provided for initial public access and management over three years.
- \$20,000.00 in funding was transferred to **Steelhead Beach Phase 3** for construction of two camp host sites and installation of shower fixtures in the existing restroom supporting increased safety and stewardship at Steelhead and the Russian River Water Trail. These efforts leveraged major maintenance funding and construction was completed in 2021.

- \$16,000 in funding was transferred to **West County Trail – Green Valley Road** for planning for a 0.26-mile trail paralleling Green Valley Road between Ross Road and Atascadero Creek. This trail segment will close the gap between the Forestville and Graton, increasing safety and improving trail user experience. Mitigation funds facilitate securing grant funding in 2021. Construction is expected in 2023-24.
- \$1,146 in funding was transferred to **West County Trail – North Wright Road to Sebastopol Road** for design of a midblock crosswalk and a 0.18 mile of trail instead of sidewalk on North Wright Road and road shoulder on Sebastopol Road. Mitigation funds facilitated design collaboration with City of Santa Rosa and plan review of private development.

Area #4 (Santa Rosa Area Environs)

Beginning Fund Balance:	\$ 482,433.41
Total Revenue (Incl. Fees, Misc less Refunds):	\$ 152,369.27
Total Interest Earned:	\$ 3,609.80
Total Withdrawals:	(\$244,455.00)
Ending Fund Balance:	\$ 393,957.48

Summary of Expenditures

- \$75,000 in funding was transferred to **Taylor Mountain Cooper Creek Phase 1** for completing a master plan and constructing the first phase of development for this addition to Taylor Mountain Regional Park & Open Space Preserve. Mitigation funds leveraged a \$203,663 State Parks Per Capita grant. Construction is planned for 2022-23.
- \$70,000 in funding was transferred to **Taylor Mountain Phase 1** for completing construction of the Petaluma Hill Road park entry, natural play area, restroom, and trails. Mitigation fees leveraged \$750,000 in State Parks Park Program grant, \$230,000 in Sonoma County Regional Parks Foundation funding, and \$493,656 in Parks for All Measure M funding. Construction was completed in 2020.
- \$55,000.00 in funding was transferred to **Hood Mountain Expansion** project for acquisition and acquisition efforts for park expansion to the north, west, and east, and trail linkages to Sugarloaf Ridge State Park. This included the 162-acre Santa Rosa Creek Headwaters (Spaulding) property donation (\$319,410 value), Mix property donation (\$90,000 value), and Fitzsimmons property donation (\$1.1 million value) from Sonoma

Land Trust, and work to facilitate securing grant funding. Additional acquisition efforts are ongoing. These efforts facilitate securing grant funding in 2021.

- \$41,825.00 in funding was transferred to **Taylor Mountain Expansion** for completing acquisition and initial planning for 54 acres along Cooper Creek as an addition to Taylor Mountain Park and Preserve. Working in partnership with Sonoma Land Trust, acquisition was completed in spring 2020. Mitigation funds leveraged significant partnership funding. This included \$742,000 Ag + Open Space Matching Grant, \$220,000 State Parks Habitat Conservation Fund grant, \$200,000 Coastal Conservancy grant, \$73,057 from City of Santa Rosa share of Park Acquisition Trust Fund, \$17,000 from the Sonoma County Regional Parks Foundation, \$2,000 contribution from Sonoma County Trails Council and \$750 from Redwood Empire Mountain Bike Alliance.
- \$2,630.00 in funding was transferred to **Andy's Unity Park** to close-out construction monitoring for this new neighborhood park. Mitigation fees leveraged a \$483,475 State Housing and Community Development grant and \$1,084,239 Ag + Open Space District Matching Grant. The park opened in summer 2018 with final completion in 2019.

Area #5 (Rohnert Park/Cotati/Petaluma Environs)

Beginning Fund Balance:	\$ 82,238.29
Total Revenue (Incl. Fees, Misc less Refunds):	\$ 66,780.04
Total Interest Earned:	\$ 562.06
Total Withdrawals:	(\$ 74,370.00)
Ending Fund Balance:	\$ 75,210.39

Summary of Expenditures

- \$40,000 in funding was transferred to **Helen Putnam Renovation** for improving trails for all-season use, trailhead staging area enhancements, pond restoration and fishing access, habitat restoration, and signage. Mitigation funds leveraged \$70,000 in Sonoma County Regional Parks Foundation funding, \$142,000 of in-kind support and construction by California Corps North Bay, a \$97,000 State Parks Habitat Conservation Fund grant, and \$20,000 in major maintenance funding. Construction will be complete in 2022.
- \$20,000.00 in funding was transferred to **Tolay Lake Regional Park Phase 1** for design and construction of improvements based on the 2018 Tolay Lake Master Plan. This includes trail

improvements and extensions, rangeland fencing and trail access gate improvements, well certification, equestrian staging area, and signs. Mitigation funds leveraged \$25,000 in funding from the Sonoma County Regional Parks Foundation, \$300,000 in Parks for All Measure M funding, and efforts to secure grant funding to complete this first phase of improvements.

- \$10,000.00 in funding was transferred to **Helen Putnam Varnhagen Addition** for construction of a new trail and staging area to connect Windsor Drive to Helen Putnam Regional Park through a 40-acre expansion. Mitigation funds and Parks for All Measure M funds were used for construction and leveraged \$5,000 in funding from Sonoma County Regional Parks Foundation. Construction was completed in 2021.
- \$3,370.00 in funding was transferred to **Helen Putnam Disabled Access Improvements** to complete barrier removal work including accessible parking, path of travel, restroom renovation, and install accessible tables, benches, and drinking fountain. Mitigation fees leveraged a \$100,000 Community Development Block Grant and \$110,000 in General Services Disabled Access funding.
- \$1,000.00 in funding was transferred to **Sonoma Mountain Environs** for acquisition planning efforts for parks and trail connections identified in the General Plan. Mitigation funds leverage collaboration with the Sonoma Land Trust and Sonoma County Ag + Open Space District and securing future grant funding.

Area #6 (Sonoma Valley)

Beginning Fund Balance:	\$ 221,560.28
Total Revenue (Incl. Fees, Misc less Refunds):	\$ 108,501.00
Total Interest Earned:	\$ 1,464.26
Total Withdrawals:	(\$197,802.00)
Ending Fund Balance:	\$ 133,723.54

Summary of Expenditures

- \$75,000.00 in funding was transferred to the **Sonoma Valley Regional Park Expansion** for planning work for two properties recently added to Sonoma Valley Regional Park and to construct connecting trails. Master Plan work for the additional 70 acres was completed September 2017. Mitigation funds leveraged \$150,000 from the Agricultural Preservation and Open Space District for initial public access and \$10,000 from the Sonoma

County Regional Parks Foundation. Restroom and group picnic area construction is planned for completion in 2022.

- \$60,000.00 in funding was transferred to **Maxwell Farms Redevelopment** for design and construction of park improvements identified in the 2019 Master Plan. The first phase of improvements include replacing a baseball field, a soccer field, adding restroom/concession buildings, adding parking, improving pathways, and creek restoration. Mitigation funds leveraged \$1,900,000 in Parks for All Measure M funding, a \$925,899 State Parks Recreational Infrastructure and Revenue Enhancement grant, a \$573,621 State Housing & Community Development grant, a \$75,000 Community Development Block Grant, \$130,000 in Securitized Tobacco ADA funding, \$15,000 from Sonoma County Regional Parks Foundation, and \$250,000 from the Sonoma County Ag + Open Space District matching grant program. Construction is anticipated to begin once additional funding is secured.
- \$22,000.00 in funding was transferred to **Sonoma Schellville Trail** for planning and for planning acquisition of the inactive railroad right-of-way between Sonoma and Schellville for a 4.8 mile trail. The County has acquired three trail easements. Mitigation funds leveraged \$100,000 in Sonoma County Transportation Authority Measure M funding and these efforts facilitate securing additional grant funding in 2021. Acquisition of the remaining available railroad right of way from Union Pacific is scheduled for 2022.
- \$20,802.00 in funding was transferred to the **Sonoma Valley Trail** project for planning, acquisition to secure trail easements over numerous private properties, based on the completed 2016 Feasibility Study. Mitigation funds leveraged a \$190,575 Caltrans planning grant and \$500,000 Parks for All Measure M funding. Development will be completed in sections following successful easement acquisitions.
- \$20,000.00 was transferred to **Hudeman Slough Boat Launch** for design and engineering to replace the closed boat launch, rehabilitate paved parking areas, add new overflow parking area, install a permanent restroom, and improve disabled access. Mitigation funds leveraged a \$130,000 Wildlife Conservation Board engineering and permitting grant, a \$754,000 pending construction grant from Wildlife Conservation Board, and a \$754,000 pending construction grant from Division of Boating and Waterways. Construction is planned for 2022.

Area #7 (Larkfield-Wikiup)

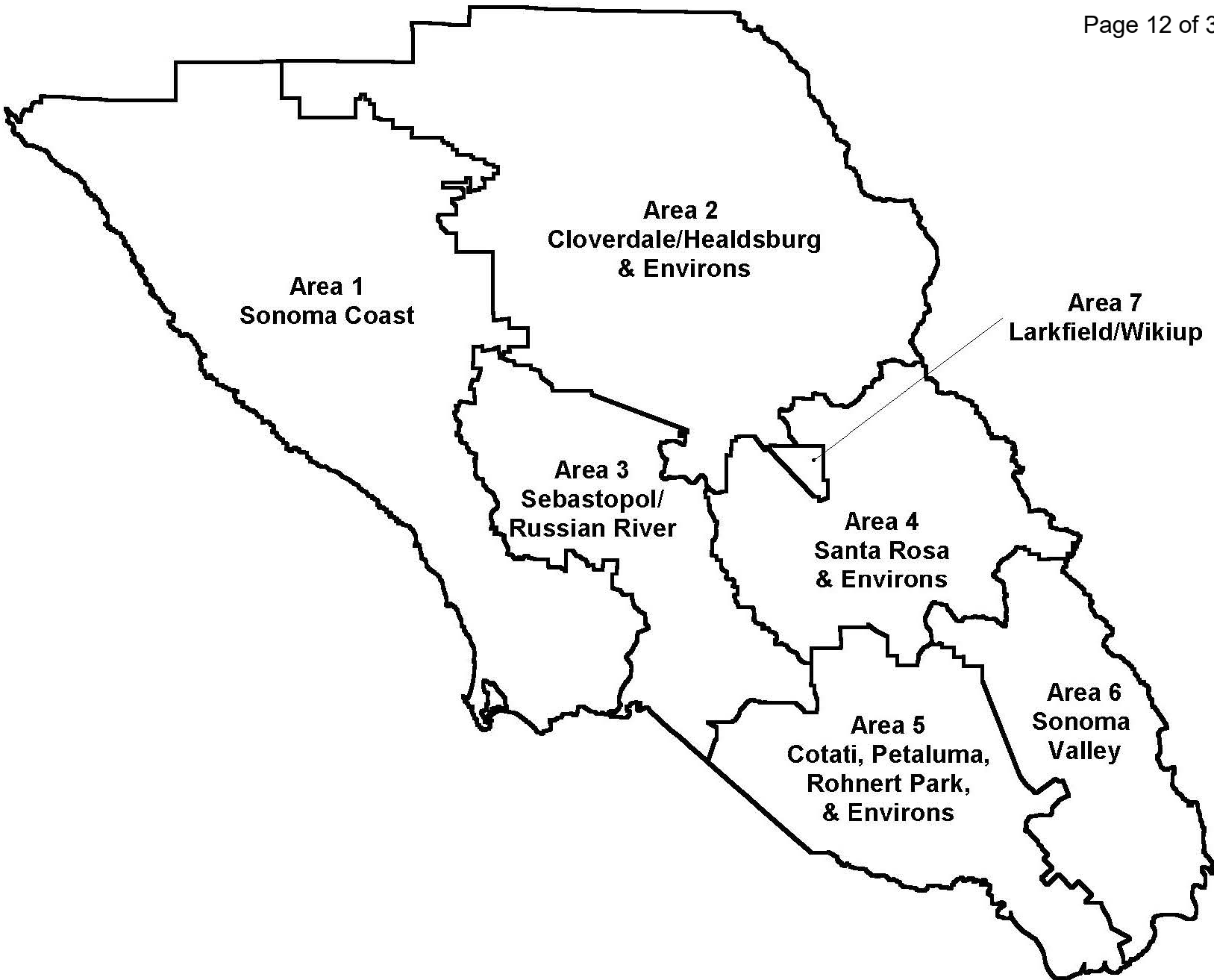
Beginning Fund Balance:	\$ 331,773.57
Total Revenue (Incl. Fees, Misc less Refunds):	\$ 31,263.00
Total Interest Earned:	\$ 2,670.84
Total Withdrawals:	(\$ 0.00)
Ending Fund Balance:	\$ 365,707.41

Summary of Expenditures

- There are no current projects involving park mitigation fees. As additional park mitigation fees are accrued, funding will be transferred to the Schopflin Fields project for Phase 3 construction, the Maddux Park project for Phase 4 construction, and to the Mark West Creek Trail project for planning, environmental review, and trail construction.

III. FINDINGS FOR FEES COLLECTED BUT NOT EXPENDED WITHIN THE FIVE-YEAR PERIOD.

California Government Code requires that counties specifically report on fees that have remained unspent for a total of five years. In FY 2019/20 there were no park mitigation fees that were collected in or before FY 2014/15 and remain unspent.



Park Mitigation Fee Areas



Sonoma County Regional Parks
 2300 County Center Drive #120A
 Santa Rosa, Ca. 95403
 (707) 565-2041



ATTACHMENT- #3

Summary of Park Mitigation Fees
Sonoma County Regional Parks
 Fiscal Year 2020-21

Area	Area Name	Dept ID	Fund	Beginning	Fees	Misc	Interest	Fees Transferred	Refunds	PY		Ending
				Cash Balance	Earned	Revenue	Earned	to Capital Projects		A/R PRMD	A/R PRMD	Cash Balance
1	Sonoma Coast Park MIT	2.9E+07	11112	17,859.18	29,424.00	-	144.00	19,611.00	-	-	-	\$ 27,816.18
2	Cloverdale/Healdsburg Park MIT	2.9E+07	11113	73,408.57	119,535.00	-	545.63	62,500.00	-	-	-	\$ 130,989.20
3	Russian River/Seb. Park MIT	2.9E+07	11114	144,696.07	136,086.00	2,224.58	1,152.26	87,146.00	-	-	-	\$ 197,012.91
4	Santa Rosa Park MIT	2.9E+07	11115	482,433.41	150,798.00	3,410.27	3,609.80	244,455.00	1,839.00	-	-	\$ 393,957.48
5	Petaluma/Rohnert Pk/Cot Pk MI	2.9E+07	11116	82,238.29	64,365.00	2,415.04	562.06	74,370.00	-	-	-	\$ 75,210.39
6	Sonoma Valley Park MIT	2.9E+07	11117	221,560.28	108,501.00	-	1,464.26	197,802.00	-	-	-	\$ 133,723.54
7	Larkfield/Wikiup Park MIT	2.9E+07	11118	331,773.57	31,263.00	-	2,670.84	-	-	-	-	\$ 365,707.41
				\$ 1,353,969.37	\$ 639,972.00	\$ 8,049.89	\$ 10,148.85	\$ 685,884.00	\$ 1,839.00	\$ -	\$ -	\$ 1,324,417.11

AB 1600 Annual Report
Park Mitigation Area 1
Dept ID 29010800 / Fund 11112
Fund Name: Sonoma Coast/Gualala Basin Park Mitigation Trust
Fiscal Year 2020-21

Month	Fees	Misc Rev	Interest	Fees Used	Refunds	Cash Balance
Beg Balance						\$ 17,859.18
July						\$ 17,859.18
August	\$ 7,356.00					\$ 25,215.18
September						\$ 25,215.18
October	\$ 3,678.00		\$ 61.73	\$ (16,611.00)		\$ 12,343.91
November						\$ 12,343.91
December	\$ 3,678.00					\$ 16,021.91
January			\$ 31.97	\$ (3,000.00)		\$ 13,053.88
February						\$ 13,053.88
March	\$ 3,678.00					\$ 16,731.88
April	\$ 3,678.00		\$ 23.79			\$ 20,433.67
May						\$ 20,433.67
June	\$ 7,356.00		\$ 26.51			\$ 27,816.18

Total FY	\$ 29,424.00	\$ -	\$ 144.00	\$ (19,611.00)	\$ -	\$ 27,816.18
-----------------	--------------	------	-----------	----------------	------	--------------

Units	8	\$ 29,568.00	\$ 27,816.18	\$ -
--------------	---	--------------	--------------	------

Withdrawal Detail

Date	Journal ID	Dept ID	Description	Amount
10/28/2020	221558	40900600	Doran Boat Launch	\$ 5,000.00
10/28/2020	221558	40904100	Bodega Bay Trail Coastal North Harbor	\$ 10,000.00
10/28/2020	221558	40904400	Bodega Bay Trail Coastal Harbor	\$ 1,611.00
1/27/2021	228277	40908400	Wright Hill (Poff) Ranch	\$ 3,000.00

Total FY				\$ 19,611.00
-----------------	--	--	--	--------------

Refunds

Date	Journal ID	Dept ID	Description	Amount
				\$ -
Total FY				\$ -

AB 1600 Annual Report
Park Mitigation Area 2
Dept ID 29010900 / Fund 11113
Fund Name: North County (Cloverdale & Healdsburg) Park Mitigation Trust
Fiscal Year 2020-21

Month	Fees	Misc Rev	Interest	Fees Used	Refunds	Cash Balance
Beg Balance						\$ 73,408.57
July						\$ 73,408.57
August	\$ 14,712.00					\$ 88,120.57
September	\$ 3,678.00					\$ 91,798.57
October	\$ 11,034.00		\$ 233.26	\$ (17,500.00)		\$ 85,565.83
November						\$ 85,565.83
December	\$ 5,517.00					\$ 91,082.83
January			\$ 131.83	\$ (45,000.00)		\$ 46,214.66
February	\$ 7,356.00					\$ 53,570.66
March	\$ 11,034.00					\$ 64,604.66
April	\$ 3,678.00		\$ 73.02			\$ 68,355.68
May	\$ 18,390.00					\$ 86,745.68
June	\$ 44,136.00		\$ 107.52			\$ 130,989.20
Total FY	\$ 119,535.00	\$ -	\$ 545.63	\$ (62,500.00)	\$ -	\$ 130,989.20
Units	32		\$ 120,080.63			\$ 130,989.20
						\$ -

Withdrawal Detail

Date	Journal ID	Dept ID	Description	Amount
10/28/2020	221558	40911700	Hanson Russian River Access	\$ 1,500.00
10/28/2020	221558	40914700	Preston River Access	\$ 16,000.00
10/28/2020	221558	40903700	Cloverdale River Park Ph 4	\$ 25,000.00
1/27/2021	228277	40911900	Healdsburg Veterans Memorial Beach Redevelopme	\$ 20,000.00
Total FY				\$ 62,500.00

Refunds

Date	Journal ID	Dept ID	Description	Amount
Total FY				\$ -

AB 1600 Annual Report
Park Mitigation Area 3
Dept ID 29011000 / Fund 11114
Fund Name: Russian River/Sebastopol Park Mitigation Trust
Fiscal Year 2020-21

Month	Fees	Misc Rev	Interest	Fees Used	Refunds	Cash Balance
Beg Balance						\$ 144,696.07
July						\$ 144,696.07
August	\$ 11,034.00					\$ 155,730.07
September	\$ 14,712.00					\$ 170,442.07
October	\$ 12,873.00		\$ 437.78	\$ (57,146.00)		\$ 126,606.85
November						\$ 126,606.85
December	\$ 23,907.00					\$ 150,513.85
January	\$ 5,517.00		\$ 278.42	\$ (30,000.00)		\$ 126,309.27
February	\$ 3,678.00					\$ 129,987.27
March	\$ 7,356.00					\$ 137,343.27
April	\$ 14,712.00		\$ 224.24			\$ 152,279.51
May	\$ 11,034.00					\$ 163,313.51
June	\$ 31,263.00	\$ 2,224.58	\$ 211.82			\$ 197,012.91
Total FY	\$ 136,086.00	\$ 2,224.58	\$ 1,152.26	\$ (87,146.00)	\$ -	\$ 197,012.91
Units	37		\$ 137,238.26			\$ 197,012.91

Withdrawal Detail

Date	Journal ID	Dept ID	Description	Amount
10/28/2020	221558	40909600	WCT Wright Road to Sebastopol Road	\$ 1,146.00
10/28/2020	221558	40910400	Dutch Bill Creek Bikeway	\$ 50,000.00
10/28/2020	221558	40913000	WCT Green Valley Road	\$ 6,000.00
1/27/2021	228277	40903600	Steelhead Beach Phase 3	\$ 20,000.00
1/27/2021	228277	40913000	WCT Green Valley Road	\$ 10,000.00
Total FY				\$ 87,146.00

Refunds

Date	Journal ID	Dept ID	Description	Amount
				\$ -
Total FY				\$ -

**AB 1600 Annual Report
Park Mitigation Area 4
Dept ID 29011100 / Fund 11115
Fund Name: Santa Rosa Park Mitigation Trust
Fiscal Year 2020-21**

Month	Fees	Misc Rev	Interest	Fees Used	Refunds	Cash Balance
Beg Balance						\$ 482,433.41
July						\$ 482,433.41
August	\$ 29,424.00					\$ 511,857.41
September	\$ 20,229.00					\$ 532,086.41
October	\$ 3,678.00		\$ 1,440.09	\$ (21,255.00)		\$ 515,949.50
November						\$ 515,949.50
December	\$ 29,424.00					\$ 545,373.50
January			\$ 1,017.78	\$ (223,200.00)		\$ 323,191.28
February	\$ 33,102.00					\$ 356,293.28
March	\$ 7,356.00				\$ (1,839.00)	\$ 361,810.28
April	\$ 12,873.00		\$ 662.79			\$ 375,346.07
May						\$ 375,346.07
June	\$ 14,712.00	\$ 3,410.27	\$ 489.14			\$ 393,957.48

Total FY	\$ 150,798.00	\$ 3,410.27	\$ 3,609.80	\$ (244,455.00)	\$ (1,839.00)	\$ 393,957.48
-----------------	----------------------	--------------------	--------------------	------------------------	----------------------	----------------------

Units	41		\$ 154,407.80			\$ 393,957.48
						\$ -

Withdrawal Detail

Date	Journal ID	Dept ID	Description	Amount
10/28/2020	221558	40908300	Andy's Unity Park	\$ 2,630.00
10/28/2020	221558	40914000	Taylor Expansion	\$ 18,625.00
1/27/2021	228277	40900100	Hood Mountain Expansion	\$ 55,000.00
1/27/2021	228277	40904300	Taylor Phase 1	\$ 70,000.00
1/27/2021	228277	40914000	Taylor Expansion	\$ 23,200.00
1/27/2021	228277	40915500	Taylor Cooper Creek	\$ 75,000.00

Total FY				\$ 244,455.00
-----------------	--	--	--	----------------------

Refunds

Date	Journal ID	Dept ID	Description	Amount
3/19/2021	AP00232421			\$ 1,839.00
Total FY				\$ 1,839.00

AB 1600 Annual Report
Park Mitigation Area 5
Dept ID 29011200 / Fund 11116
Fund Name: Rohnert Park/Cotati/Petaluma Park Mitigation Trust
Fiscal Year 2020-21

Month	Fees	Misc Rev	Interest	Fees Used	Refunds	Cash Balance
Beg Balance						\$ 82,238.29
July	\$ 3,678.00					\$ 85,916.29
August	\$ 1,839.00					\$ 87,755.29
September	\$ 11,034.00					\$ 98,789.29
October	\$ 11,034.00		\$ 250.56	\$ (44,370.00)		\$ 65,703.85
November						\$ 65,703.85
December						\$ 65,703.85
January			\$ 146.69	\$ (30,000.00)		\$ 35,850.54
February	\$ 7,356.00					\$ 43,206.54
March	\$ 7,356.00					\$ 50,562.54
April	\$ 11,034.00		\$ 80.64			\$ 61,677.18
May	\$ 3,678.00					\$ 65,355.18
June	\$ 7,356.00	\$ 2,415.04	\$ 84.17			\$ 75,210.39
Total FY	\$ 64,365.00	\$ 2,415.04	\$ 562.06	\$ (74,370.00)	\$ -	\$ 75,210.39
Units	18		\$ 64,927.06			\$ 75,210.39

Withdrawal Detail

Date	Journal ID	Dept ID	Description	Amount
10/28/2020	221558	40907600	Helen Putnam ADA	\$ 3,370.00
10/28/2020	221558	40909100	Sonoma Mountain Environs	\$ 1,000.00
10/28/2020	221558	40912300	Helen Putnam Renovation	\$ 40,000.00
1/27/2021	228277	40900200	Helen Putan Varnhagen Addition	\$ 10,000.00
1/27/2021	228277	40909300	Tolay Phase 1	\$ 20,000.00
Total FY				\$ 74,370.00

Refunds

Date	Journal ID	Dept ID	Description	Amount
Total FY				\$ -

AB 1600 Annual Report
Park Mitigation Area 6
Dept ID 29011300 / Fund 11117
Fund Name: Sonoma Valley Park Mitigation Trust
Fiscal Year 2020-21

Month	Fees	Misc Rev	Interest	Fees Used	Refunds	Cash Balance
Beg Balance						\$ 221,560.28
July	\$ 3,678.00					\$ 225,238.28
August	\$ 3,678.00					\$ 228,916.28
September	\$ 9,195.00					\$ 238,111.28
October	\$ 3,678.00		\$ 653.66	\$ (10,000.00)		\$ 232,442.94
November	\$ 7,356.00					\$ 239,798.94
December	\$ 12,873.00					\$ 252,671.94
January	\$ 3,678.00		\$ 464.08	\$ (187,802.00)		\$ 69,012.02
February	\$ 7,356.00					\$ 76,368.02
March	\$ 14,712.00					\$ 91,080.02
April	\$ 1,839.00		\$ 212.09			\$ 93,131.11
May	\$ 16,551.00					\$ 109,682.11
June	\$ 23,907.00		\$ 134.43			\$ 133,723.54
Total FY	\$ 108,501.00	\$ -	\$ 1,464.26	\$ (197,802.00)	\$ -	\$ 133,723.54
Units	30		\$ 109,965.26			\$ 133,723.54
						\$ -

Withdrawal Detail

Date	Journal ID	Dept ID	Description	Amount
10/28/2020	221558	40902800	Sonoma Schellville Bike Trail	\$ 10,000.00
1/27/2021	228277	40902200	Hudeman Slough Boat Launch	\$ 20,000.00
1/27/2021	228277	40902800	Sonoma Schellville Bike Trail	\$ 12,000.00
1/27/2021	228277	40902900	Sonoma Valley Trail	\$ 20,802.00
1/27/2021	228277	40903800	Sonoma Valley Expansion	\$ 75,000.00
1/27/2021	228277	40905600	Maxwell Farms Redevelopment	\$ 60,000.00
Total FY				\$ 197,802.00

Refunds

Date	Journal ID	Dept ID	Description
------	------------	---------	-------------

AB 1600 Annual Report
Park Mitigation Area 7
Dept ID 29011400 / Fund 11118
Fund Name: Larkfield/Wikiup Park Mitigation Trust
Fiscal Year 2020-21

Month	Fees	Misc Rev	Interest	Fees Used	Refunds	Cash Balance
Beg Balance						\$ 331,773.57
July						\$ 331,773.57
August						\$ 331,773.57
September						\$ 331,773.57
October	\$ 7,356.00		\$ 951.69			\$ 340,081.26
November						\$ 340,081.26
December	\$ 16,551.00					\$ 356,632.26
January			\$ 660.30			\$ 357,292.56
February						\$ 357,292.56
March	\$ 3,678.00					\$ 360,970.56
April			\$ 585.91			\$ 361,556.47
May	\$ 3,678.00					\$ 365,234.47
June			\$ 472.94			\$ 365,707.41
Total FY	\$ 31,263.00	\$ -	\$ 2,670.84	\$ -	\$ -	\$ 365,707.41
Units	33					\$ 365,707.41

Withdrawal Detail

Date	Journal ID	Dept ID	Description	Amount
Total FY				\$ -

Refunds

Date	Journal ID	Dept ID	Description	Amount
Total FY				\$ -

Textbox211	Textbox202	ACCOUNTING	JOURNAL_ID	JOURNAL_HE	JOURNAL_HEADER_D	JOURNAL_LIN	LINE_DESCR
2021	29010800	2	215347	PERMIT SON	PERMIT SONOMA ON	41	Mitigation Fe
2021	29010800	4	220360	PERMIT SON	PERMIT SONOMA ON	37	Mitigation Fe
2021	29010800	6	225984	PERMIT SON	PERMIT SONOMA ON	41	Mitigation Fe
2021	29010800	9	230718	PERMIT SON	PERMIT SONOMA ON	41	Mitigation Fe
2021	29010800	10	233148	PERMIT SON	PERMIT SONOMA ON	42	Mitigation Fe
2021	29010800	12	241002	PERMIT SON	PERMIT SONOMA ON	48	Mitigation Fe
2021	29010800	12	241604	PRMD ONLIN	PRMD ONLINE CREDI	42	Mitigation Fe
2021	29010800	4	IA00220451	1st Qtr Inter	1st Qtr Interest Appo	158	1st Qtr Inter
2021	29010800	7	IA00227202	2nd Qtr Inter	2nd Qtr Interest Appo	159	2nd Qtr Inter
2021	29010800	10	IA00234264	3rd Qtr Inter	3rd Qtr Interest Appc	161	3rd Qtr Inter
2021	29010800	12	IA00244082	4th Qtr Inter	4th Qtr Interest Appc	169	4th Qtr Inter
2021	29010800	1	214074	FY 19.20 SC0	FY 19.20 SC001 GASB	61	FY 19/20 GAS
2021	29010800	12	245026	19-20 GASB	19-20 GASB 31 SC001	122	FY20 SC001 C
2021	29010800	12	245108	FY 20-21 GAS	FY 20-21 GASB 31 SC0	142	FY 20-21 GAS
2021	29010800	12	245171	GASB 31 - Re	GASB 31 - Reversal of	122	FY20 SC001 C
2021	29010800	12	245190	GASB 31 reve	GASB 31 reversal of F	122	FY20 SC001 C
2021	29010800	4	221558	Q1 CIP Trans	Q1 CIP Transfers	8	OT to Doran
2021	29010800	4	221558	Q1 CIP Trans	Q1 CIP Transfers	9	OT to BBT Co
2021	29010800	4	221558	Q1 CIP Trans	Q1 CIP Transfers	10	OT to BBT Co
2021	29010800	7	228277	Q2 Transfers	Q2 Transfers Parks	10	OT to Poff
2021	29010900	2	215614	PERMIT SON	PERMIT SONOMA CR	43	Mitigation Fe
2021	29010900	2	215347	PERMIT SON	PERMIT SONOMA ON	42	Mitigation Fe
2021	29010900	3	219030	PERMIT SON	PERMIT SONOMA DE	16	Mitigation Fe
2021	29010900	4	220502	PERMIT SON	PERMIT SONOMA DE	22	Mitigation Fe
2021	29010900	4	220360	PERMIT SON	PERMIT SONOMA ON	38	Mitigation Fe
2021	29010900	6	224091	PERMIT SON	PERMIT SONOMA ON	43	Mitigation Fe
2021	29010900	6	225984	PERMIT SON	PERMIT SONOMA ON	42	Mitigation Fe
2021	29010900	8	229414	PERMIT SON	PERMIT SONOMA ON	44	Mitigation Fe
2021	29010900	9	231220	PERMIT SON	PERMIT SONOMA DE	26	Mitigation Fe
2021	29010900	9	230718	PERMIT SON	PERMIT SONOMA ON	42	Mitigation Fe
2021	29010900	10	233862	PERMIT SON	PERMIT SONOMA DE	28	Mitigation Fe
2021	29010900	10	234455	PRMD DEPOS	PRMD DEPOSIT 4.15.:	12	Mitigation Fe
2021	29010900	11	235905	PERMIT SON	PERMIT SONOMA ON	43	Mitigation Fe
2021	29010900	11	236188	PERMIT SON	PERMIT SONOMA DE	24	Mitigation Fe
2021	29010900	12	238063	PERMIT SON	PERMIT SONOMA ON	42	Mitigation Fe
2021	29010900	12	240607	PERMIT SON	PERMIT SONOMA DE	25	Mitigation Fe
2021	29010900	12	241002	PERMIT SON	PERMIT SONOMA ON	49	Mitigation Fe
2021	29010900	12	241604	PRMD ONLIN	PRMD ONLINE CREDI	43	Mitigation Fe
2021	29010900	4	IA00220451	1st Qtr Inter	1st Qtr Interest Appo	159	1st Qtr Inter
2021	29010900	7	IA00227202	2nd Qtr Inter	2nd Qtr Interest Appo	160	2nd Qtr Inter
2021	29010900	10	IA00234264	3rd Qtr Inter	3rd Qtr Interest Appc	162	3rd Qtr Inter
2021	29010900	12	IA00244082	4th Qtr Inter	4th Qtr Interest Appc	170	4th Qtr Inter
2021	29010900	1	214074	FY 19.20 SC0	FY 19.20 SC001 GASB	62	FY 19/20 GAS
2021	29010900	12	245026	19-20 GASB	19-20 GASB 31 SC001	124	FY20 SC001 C
2021	29010900	12	245108	FY 20-21 GAS	FY 20-21 GASB 31 SC0	144	FY 20-21 GAS
2021	29010900	12	245171	GASB 31 - Re	GASB 31 - Reversal of	124	FY20 SC001 C
2021	29010900	12	245190	GASB 31 reve	GASB 31 reversal of F	124	FY20 SC001 C
2021	29010900	4	221558	Q1 CIP Trans	Q1 CIP Transfers	11	OT to Dutch I
2021	29010900	4	221558	Q1 CIP Trans	Q1 CIP Transfers	12	OT to Hansor
2021	29010900	4	221558	Q1 CIP Trans	Q1 CIP Transfers	13	OT to Prestor
2021	29010900	7	228277	Q2 Transfers	Q2 Transfers Parks	11	OT to Clover
2021	29010900	7	228277	Q2 Transfers	Q2 Transfers Parks	12	OT to HVMB
2021	29010900	9	230787	CIP OT Corre	CIP OT Corrections	5	Correction

Textbox211 Textbox202 ACCOUNTING JOURNAL_ID JOURNAL_HE JOURNAL_HEADER_D JOURNAL_LIN LINE_DESCR

2021	29011000	2	215347	PERMIT SON	PERMIT SONOMA ON	43	Mitigation Fe
2021	29011000	3	218145	PERMIT SON	PERMIT SONOMA ON	39	Mitigation Fe
2021	29011000	3	219030	PERMIT SON	PERMIT SONOMA DE	17	Mitigation Fe
2021	29011000	4	220360	PERMIT SON	PERMIT SONOMA ON	39	Mitigation Fe
2021	29011000	4	221174	PERMIT SON	PERMIT SONOMA DE	25	Mitigation Fe
2021	29011000	6	224091	PERMIT SON	PERMIT SONOMA ON	44	Mitigation Fe
2021	29011000	6	225440	PERMIT SON	PERMIT SONOMA DE	18	Mitigation Fe
2021	29011000	6	225984	PERMIT SON	PERMIT SONOMA ON	43	Mitigation Fe
2021	29011000	7	226845	PERMIT SON	PERMIT SONOMA DE	27	Mitigation Fe
2021	29011000	7	227295	PERMIT SON	PERMIT SONOMA DE	28	Mitigation Fe
2021	29011000	8	230594	PERMIT SON	PERMIT SONOMA DE	25	Mitigation Fe
2021	29011000	9	230718	PERMIT SON	PERMIT SONOMA ON	43	Mitigation Fe
2021	29011000	10	233148	PERMIT SON	PERMIT SONOMA ON	43	Mitigation Fe
2021	29011000	11	235905	PERMIT SON	PERMIT SONOMA ON	44	Mitigation Fe
2021	29011000	11	236188	PERMIT SON	PERMIT SONOMA DE	16	Mitigation Fe
2021	29011000	11	236543	PERMIT SON	PERMIT SONOMA CR	23	Mitigation Fe
2021	29011000	12	238063	PERMIT SON	PERMIT SONOMA ON	43	Mitigation Fe
2021	29011000	12	241002	PERMIT SON	PERMIT SONOMA ON	50	Mitigation Fe
2021	29011000	12	241688	PRMD DEPO	PRMD DEPOSIT DATE	30	Mitigation Fe
2021	29011000	12	241604	PRMD ONLIN	PRMD ONLINE CREDI	44	Mitigation Fe
2021	29011000	4	IA00220451	1st Qtr Inter	1st Qtr Interest Appo	160	1st Qtr Inter
2021	29011000	7	IA00227202	2nd Qtr Inter	2nd Qtr Interest Appo	161	2nd Qtr Inter
2021	29011000	10	IA00234264	3rd Qtr Inter	3rd Qtr Interest Appc	163	3rd Qtr Inter
2021	29011000	12	IA00244082	4th Qtr Inter	4th Qtr Interest Appc	171	4th Qtr Inter
2021	29011000	1	214074	FY 19.20 SC0	FY 19.20 SC001 GASB	63	FY 19/20 GAS
2021	29011000	12	245026	19-20 GASB	19-20 GASB 31 SC001	126	FY20 SC001 C
2021	29011000	12	245108	FY 20-21 GAS	FY 20-21 GASB 31 SC	146	FY 20-21 GAS
2021	29011000	12	245171	GASB 31 - Re	GASB 31 - Reversal of	126	FY20 SC001 C
2021	29011000	12	245190	GASB 31 reve	GASB 31 reversal of F	126	FY20 SC001 C
2021	29011000	12	244590	Clear CIP Cas	Clear CIP Cash Balanc	15	From WCT W
2021	29011000	12	244590	Clear CIP Cas	Clear CIP Cash Balanc	17	From Moorla
2021	29011000	12	244590	Clear CIP Cas	Clear CIP Cash Balanc	21	From Sunset
2021	29011000	4	221558	Q1 CIP Trans	Q1 CIP Transfers	14	OT to WCT W
2021	29011000	4	221558	Q1 CIP Trans	Q1 CIP Transfers	15	OT to Dutch I
2021	29011000	4	221558	Q1 CIP Trans	Q1 CIP Transfers	16	OT to WCT G
2021	29011000	7	228277	Q2 Transfers	Q2 Transfers Parks	13	OT to Steelhe
2021	29011000	7	228277	Q2 Transfers	Q2 Transfers Parks	14	OT to WCT G
2021	29011100	2	215614	PERMIT SON	PERMIT SONOMA CR	44	Mitigation Fe
2021	29011100	2	215347	PERMIT SON	PERMIT SONOMA ON	44	Mitigation Fe
2021	29011100	3	217926	PERMIT SON	PERMIT SONOMA DE	15	Mitigation Fe
2021	29011100	3	218145	PERMIT SON	PERMIT SONOMA ON	40	Mitigation Fe
2021	29011100	4	220360	PERMIT SON	PERMIT SONOMA ON	40	Mitigation Fe
2021	29011100	6	224091	PERMIT SON	PERMIT SONOMA ON	45	Mitigation Fe
2021	29011100	8	229414	PERMIT SON	PERMIT SONOMA ON	45	Mitigation Fe
2021	29011100	9	230718	PERMIT SON	PERMIT SONOMA ON	44	Mitigation Fe
2021	29011100	9	AP00232421	Accounts Pay	Accounts Payable	9	PRMD Refun
2021	29011100	10	233148	PERMIT SON	PERMIT SONOMA ON	44	Mitigation Fe
2021	29011100	10	233977	PERMIT SON	PERMIT SONOMA CR	15	Mitigation Fe
2021	29011100	12	238063	PERMIT SON	PERMIT SONOMA ON	44	Mitigation Fe
2021	29011100	12	240462	PERMIT SON	PERMIT SONOMA CR	12	Mitigation Fe
2021	29011100	12	240607	PERMIT SON	PERMIT SONOMA DE	26	Mitigation Fe
2021	29011100	12	241629	AR 21-PERMI	AR 21-PERMIT SONOI	18	Planning and
2021	29011100	4	IA00220451	1st Qtr Inter	1st Qtr Interest Appo	161	1st Qtr Inter
2021	29011100	7	IA00227202	2nd Qtr Inter	2nd Qtr Interest Appo	162	2nd Qtr Inter

Textbox211	Textbox202	ACCOUNTING	JOURNAL_ID	JOURNAL_HE	JOURNAL_HEADER_D	JOURNAL_LIN	LINE_DESCR
2021	29011100	10	IA00234264	3rd Qtr Inter	3rd Qtr Interest Appc	164	3rd Qtr Inter
2021	29011100	12	IA00244082	4th Qtr Inter	4th Qtr Interest Appc	172	4th Qtr Inter
2021	29011100	1	214074	FY 19.20 SC0	FY 19.20 SC001 GASB	64	FY 19/20 GAS
2021	29011100	12	245026	19-20 GASB	19-20 GASB 31 SC001	128	FY20 SC001 C
2021	29011100	12	245108	FY 20-21 GAS	FY 20-21 GASB 31 SC	148	FY 20-21 GAS
2021	29011100	12	245171	GASB 31 - Re	GASB 31 - Reversal of	128	FY20 SC001 C
2021	29011100	12	245190	GASB 31 reve	GASB 31 reversal of F	128	FY20 SC001 C
2021	29011100	12	244590	Clear CIP Cas	Clear CIP Cash Balanc	13	From Matanz
2021	29011100	12	244590	Clear CIP Cas	Clear CIP Cash Balanc	16	From Roselar
2021	29011100	12	244590	Clear CIP Cas	Clear CIP Cash Balanc	18	From Colgan
2021	29011100	4	221558	Q1 CIP Trans	Q1 CIP Transfers	17	OT to AUP
2021	29011100	4	221558	Q1 CIP Trans	Q1 CIP Transfers	18	OT to Taylor
2021	29011100	7	228277	Q2 Transfers	Q2 Transfers Parks	15	OT to Hood E
2021	29011100	7	228277	Q2 Transfers	Q2 Transfers Parks	16	OT to Taylor
2021	29011100	7	228277	Q2 Transfers	Q2 Transfers Parks	17	OT to Taylor
2021	29011100	7	228277	Q2 Transfers	Q2 Transfers Parks	18	OT to Taylor
2021	29011200	1	215228	PERMIT SON	PERMIT SONOMA DE	26	Mitigation Fe
2021	29011200	2	216537	PERMIT SON	PERMIT SONOMA DE	21	Mitigation Fe
2021	29011200	3	218145	PERMIT SON	PERMIT SONOMA ON	41	Mitigation Fe
2021	29011200	4	220502	PERMIT SON	PERMIT SONOMA DE	23	Mitigation Fe
2021	29011200	4	220360	PERMIT SON	PERMIT SONOMA ON	41	Mitigation Fe
2021	29011200	4	221084	PERMIT SON	PERMIT SONOMA CR	8	Mitigation Fe
2021	29011200	8	229414	PERMIT SON	PERMIT SONOMA ON	46	Mitigation Fe
2021	29011200	8	230594	PERMIT SON	PERMIT SONOMA DE	26	Mitigation Fe
2021	29011200	9	231577	PERMIT SON	PERMIT SONOMA DE	11	Mitigation Fe
2021	29011200	9	230718	PERMIT SON	PERMIT SONOMA ON	45	Mitigation Fe
2021	29011200	10	233148	PERMIT SON	PERMIT SONOMA ON	45	Mitigation Fe
2021	29011200	11	236188	PERMIT SON	PERMIT SONOMA DE	34	Mitigation Fe
2021	29011200	12	238063	PERMIT SON	PERMIT SONOMA ON	45	Mitigation Fe
2021	29011200	12	241002	PERMIT SON	PERMIT SONOMA ON	51	Mitigation Fe
2021	29011200	4	IA00220451	1st Qtr Inter	1st Qtr Interest Appo	162	1st Qtr Inter
2021	29011200	7	IA00227202	2nd Qtr Inter	2nd Qtr Interest Appc	163	2nd Qtr Inter
2021	29011200	10	IA00234264	3rd Qtr Inter	3rd Qtr Interest Appc	165	3rd Qtr Inter
2021	29011200	12	IA00244082	4th Qtr Inter	4th Qtr Interest Appc	173	4th Qtr Inter
2021	29011200	1	214074	FY 19.20 SC0	FY 19.20 SC001 GASB	65	FY 19/20 GAS
2021	29011200	12	245026	19-20 GASB	19-20 GASB 31 SC001	130	FY20 SC001 C
2021	29011200	12	245108	FY 20-21 GAS	FY 20-21 GASB 31 SC	150	FY 20-21 GAS
2021	29011200	12	245171	GASB 31 - Re	GASB 31 - Reversal of	130	FY20 SC001 C
2021	29011200	12	245190	GASB 31 reve	GASB 31 reversal of F	130	FY20 SC001 C
2021	29011200	12	244590	Clear CIP Cas	Clear CIP Cash Balanc	19	From Bellvue
2021	29011200	4	221558	Q1 CIP Trans	Q1 CIP Transfers	19	OT to Helen I
2021	29011200	4	221558	Q1 CIP Trans	Q1 CIP Transfers	20	OT to Sonom
2021	29011200	4	221558	Q1 CIP Trans	Q1 CIP Transfers	21	OT to Helen I
2021	29011200	7	228277	Q2 Transfers	Q2 Transfers Parks	19	OT to Helen I
2021	29011200	7	228277	Q2 Transfers	Q2 Transfers Parks	20	OT to Tolay P
2021	29011300	1	215228	PERMIT SON	PERMIT SONOMA DE	27	Mitigation Fe
2021	29011300	2	216020	PERMIT SON	PERMIT SONOMA DE	22	Mitigation Fe
2021	29011300	3	218145	PERMIT SON	PERMIT SONOMA ON	42	Mitigation Fe
2021	29011300	4	220360	PERMIT SON	PERMIT SONOMA ON	42	Mitigation Fe
2021	29011300	5	222292	PERMIT SON	PERMIT SONOMA DE	21	Mitigation Fe
2021	29011300	5	223608	PERMIT SON	PERMIT SONOMA DA	24	Mitigation Fe
2021	29011300	6	224091	PERMIT SON	PERMIT SONOMA ON	46	Mitigation Fe
2021	29011300	6	225984	PERMIT SON	PERMIT SONOMA ON	44	Mitigation Fe
2021	29011300	7	226845	PERMIT SON	PERMIT SONOMA DE	28	Mitigation Fe

Textbox211	Textbox202	ACCOUNTING	JOURNAL_ID	JOURNAL_HE	JOURNAL_HEADER_D	JOURNAL_LIN	LINE_DESCR
2021	29011300	8	229259	PERMIT SONO	PERMIT SONOMA DE	15	Mitigation Fe
2021	29011300	8	229414	PERMIT SONO	PERMIT SONOMA ON	47	Mitigation Fe
2021	29011300	9	231220	PERMIT SONO	PERMIT SONOMA DE	27	Mitigation Fe
2021	29011300	9	230718	PERMIT SONO	PERMIT SONOMA ON	46	Mitigation Fe
2021	29011300	10	233977	PERMIT SONO	PERMIT SONOMA CR	5	Mitigation Fe
2021	29011300	11	235905	PERMIT SONO	PERMIT SONOMA ON	45	Mitigation Fe
2021	29011300	11	236543	PERMIT SONO	PERMIT SONOMA CR	24	Mitigation Fe
2021	29011300	12	241002	PERMIT SONO	PERMIT SONOMA ON	52	Mitigation Fe
2021	29011300	12	241604	PRMD ONLIN	PRMD ONLINE CREDI	45	Mitigation Fe
2021	29011300	4	IA00220451	1st Qtr Inter	1st Qtr Interest Appo	163	1st Qtr Inter
2021	29011300	7	IA00227202	2nd Qtr Inter	2nd Qtr Interest Appo	164	2nd Qtr Inter
2021	29011300	10	IA00234264	3rd Qtr Inter	3rd Qtr Interest Appc	166	3rd Qtr Inter
2021	29011300	12	IA00244082	4th Qtr Inter	4th Qtr Interest Appc	174	4th Qtr Inter
2021	29011300	1	214074	FY 19.20 SC0	FY 19.20 SC001 GASB	66	FY 19/20 GAS
2021	29011300	12	245026	19-20 GASB	19-20 GASB 31 SC001	132	FY20 SC001 C
2021	29011300	12	245108	FY 20-21 GAS	FY 20-21 GASB 31 SC0	152	FY 20-21 GAS
2021	29011300	12	245171	GASB 31 - Re	GASB 31 - Reversal of	132	FY20 SC001 C
2021	29011300	12	245190	GASB 31 reve	GASB 31 reversal of F	132	FY20 SC001 C
2021	29011300	4	221558	Q1 CIP Trans	Q1 CIP Transfers	22	OT to Sonom
2021	29011300	7	228277	Q2 Transfers	Q2 Transfers Parks	21	OT to Huderr
2021	29011300	7	228277	Q2 Transfers	Q2 Transfers Parks	22	OT to Sonom
2021	29011300	7	228277	Q2 Transfers	Q2 Transfers Parks	23	OT to Sonom
2021	29011300	7	228277	Q2 Transfers	Q2 Transfers Parks	24	OT to Sonom
2021	29011300	7	228277	Q2 Transfers	Q2 Transfers Parks	25	OT to Maxwe
2021	29011400	4	220502	PERMIT SONO	PERMIT SONOMA DE	24	Mitigation Fe
2021	29011400	6	224142	PERMIT SONO	PERMIT SONOMA DA	20	Mitigation Fe
2021	29011400	6	224091	PERMIT SONO	PERMIT SONOMA ON	47	Mitigation Fe
2021	29011400	9	230718	PERMIT SONO	PERMIT SONOMA ON	47	Mitigation Fe
2021	29011400	11	235905	PERMIT SONO	PERMIT SONOMA ON	46	Mitigation Fe
2021	29011400	4	IA00220451	1st Qtr Inter	1st Qtr Interest Appo	164	1st Qtr Inter
2021	29011400	7	IA00227202	2nd Qtr Inter	2nd Qtr Interest Appo	165	2nd Qtr Inter
2021	29011400	10	IA00234264	3rd Qtr Inter	3rd Qtr Interest Appc	167	3rd Qtr Inter
2021	29011400	12	IA00244082	4th Qtr Inter	4th Qtr Interest Appc	175	4th Qtr Inter
2021	29011400	1	214074	FY 19.20 SC0	FY 19.20 SC001 GASB	67	FY 19/20 GAS
2021	29011400	12	245026	19-20 GASB	19-20 GASB 31 SC001	134	FY20 SC001 C
2021	29011400	12	245108	FY 20-21 GAS	FY 20-21 GASB 31 SC0	154	FY 20-21 GAS
2021	29011400	12	245171	GASB 31 - Re	GASB 31 - Reversal of	134	FY20 SC001 C
2021	29011400	12	245190	GASB 31 reve	GASB 31 reversal of F	134	FY20 SC001 C

POSTED_DATE	AFFILIATE_IN	Textbox118	ACCOUNT3	MONETARY_AMOUNT
8/17/2020		ONL	41152 - Mitig	(7,356.00)
10/19/2020		ONL	41152 - Mitig	(3,678.00)
12/28/2020		ONL	41152 - Mitig	(3,678.00)
3/17/2021		ONL	41152 - Mitig	(3,678.00)
4/5/2021		ONL	41152 - Mitig	(3,678.00)
6/28/2021		ONL	41152 - Mitig	(3,678.00)
7/2/2021		ONL	41152 - Mitig	(3,678.00)
10/13/2020		IIA	44002 - Inter	(61.73)
1/15/2021		IIA	44002 - Inter	(31.97)
4/13/2021		IIA	44002 - Inter	(23.79)
7/15/2021		IIA	44002 - Inter	(26.51)
7/27/2020		ACT	44050 - Unre	103.38
7/20/2021		ACT	44050 - Unre	103.38
7/20/2021		ACT	44050 - Unre	7.20
7/22/2021		ACT	44050 - Unre	(103.38)
7/22/2021		ACT	44050 - Unre	(103.38)
10/28/2020	24006	EXT	57012 - Tran:	5,000.00
10/28/2020	24041	EXT	57012 - Tran:	10,000.00
10/28/2020	24044	EXT	57012 - Tran:	1,611.00
1/27/2021	24084	EXT	57012 - Tran:	3,000.00
8/13/2020		ONL	41152 - Mitig	(7,356.00)
8/17/2020		ONL	41152 - Mitig	(7,356.00)
9/24/2020		DP	41152 - Mitig	(3,678.00)
10/15/2020		DP	41152 - Mitig	(3,678.00)
10/19/2020		ONL	41152 - Mitig	(7,356.00)
12/4/2020		ONL	41152 - Mitig	(3,678.00)
12/28/2020		ONL	41152 - Mitig	(1,839.00)
2/16/2021		ONL	41152 - Mitig	(7,356.00)
3/10/2021		DP	41152 - Mitig	(3,678.00)
3/17/2021		ONL	41152 - Mitig	(7,356.00)
4/8/2021		DP	41152 - Mitig	(598.16)
4/15/2021		DP	41152 - Mitig	(3,079.84)
5/6/2021		ONL	41152 - Mitig	(14,712.00)
5/6/2021		DP	41152 - Mitig	(3,678.00)
6/2/2021		ONL	41152 - Mitig	(3,678.00)
6/24/2021		DP	41152 - Mitig	(29,424.00)
6/28/2021		ONL	41152 - Mitig	(3,678.00)
7/2/2021		ONL	41152 - Mitig	(7,356.00)
10/13/2020		IIA	44002 - Inter	(233.26)
1/15/2021		IIA	44002 - Inter	(131.83)
4/13/2021		IIA	44002 - Inter	(73.02)
7/15/2021		IIA	44002 - Inter	(107.52)
7/27/2020		ACT	44050 - Unre	403.29
7/20/2021		ACT	44050 - Unre	403.29
7/20/2021		ACT	44050 - Unre	36.88
7/22/2021		ACT	44050 - Unre	(403.29)
7/22/2021		ACT	44050 - Unre	(403.29)
10/28/2020	24104	EXT	57012 - Tran:	30,000.00
10/28/2020	24117	EXT	57012 - Tran:	1,500.00
10/28/2020	24147	EXT	57012 - Tran:	16,000.00
1/27/2021	24037	EXT	57012 - Tran:	25,000.00
1/27/2021	24119	EXT	57012 - Tran:	20,000.00
3/3/2021	24104	EXT	57012 - Tran:	(30,000.00)

POSTED_DATE	AFFILIATE_IN	Textbox118	ACCOUNT3	MONETARY_AMOUNT
8/17/2020	ONL		41152 - Mitig	(11,034.00)
9/15/2020	ONL		41152 - Mitig	(11,034.00)
9/24/2020	DP		41152 - Mitig	(3,678.00)
10/19/2020	ONL		41152 - Mitig	(9,195.00)
10/22/2020	DP		41152 - Mitig	(3,678.00)
12/4/2020	ONL		41152 - Mitig	(11,034.00)
12/17/2020	DP		41152 - Mitig	(3,678.00)
12/28/2020	ONL		41152 - Mitig	(9,195.00)
1/7/2021	DP		41152 - Mitig	(3,678.00)
1/21/2021	DP		41152 - Mitig	(1,839.00)
2/25/2021	DP		41152 - Mitig	(3,678.00)
3/17/2021	ONL		41152 - Mitig	(7,356.00)
4/5/2021	ONL		41152 - Mitig	(14,712.00)
5/6/2021	ONL		41152 - Mitig	(3,678.00)
5/6/2021	DP		41152 - Mitig	(3,678.00)
5/14/2021	ONL		41152 - Mitig	(3,678.00)
6/2/2021	ONL		41152 - Mitig	(14,712.00)
6/28/2021	ONL		41152 - Mitig	(3,678.00)
6/30/2021	DP		41152 - Mitig	(3,678.00)
7/2/2021	ONL		41152 - Mitig	(9,195.00)
10/13/2020	IIA		44002 - Inter	(437.78)
1/15/2021	IIA		44002 - Inter	(278.42)
4/13/2021	IIA		44002 - Inter	(224.24)
7/15/2021	IIA		44002 - Inter	(211.82)
7/27/2020	ACT		44050 - Unre	815.11
7/20/2021	ACT		44050 - Unre	815.11
7/20/2021	ACT		44050 - Unre	55.34
7/22/2021	ACT		44050 - Unre	(815.11)
7/22/2021	ACT		44050 - Unre	(815.11)
7/19/2021	EXT		46040 - Misc	(0.30)
7/19/2021	EXT		46040 - Misc	(0.28)
7/19/2021	EXT		46040 - Misc	(2,224.00)
10/28/2020	24096	EXT	57012 - Tran:	1,146.00
10/28/2020	24104	EXT	57012 - Tran:	50,000.00
10/28/2020	24130	EXT	57012 - Tran:	6,000.00
1/27/2021	24036	EXT	57012 - Tran:	20,000.00
1/27/2021	24130	EXT	57012 - Tran:	10,000.00
8/13/2020	ONL		41152 - Mitig	(3,678.00)
8/17/2020	ONL		41152 - Mitig	(25,746.00)
9/10/2020	DP		41152 - Mitig	(3,678.00)
9/15/2020	ONL		41152 - Mitig	(16,551.00)
10/19/2020	ONL		41152 - Mitig	(3,678.00)
12/4/2020	ONL		41152 - Mitig	(29,424.00)
2/16/2021	ONL		41152 - Mitig	(33,102.00)
3/17/2021	ONL		41152 - Mitig	(7,356.00)
3/19/2021	AP		41152 - Mitig	1,839.00
4/5/2021	ONL		41152 - Mitig	(9,195.00)
4/12/2021	ONL		41152 - Mitig	(3,678.00)
6/2/2021	ONL		41152 - Mitig	(3,678.00)
6/23/2021	ONL		41152 - Mitig	(3,678.00)
6/24/2021	DP		41152 - Mitig	(3,678.00)
7/13/2021	ONL		41152 - Mitig	(3,678.00)
10/13/2020	IIA		44002 - Inter	(1,440.09)
1/15/2021	IIA		44002 - Inter	(1,017.78)

POSTED_DATE	AFFILIATE_IN	Textbox118	ACCOUNT3	MONETARY_AMOUNT
4/13/2021	IIA		44002 - Inter	(662.79)
7/15/2021	IIA		44002 - Inter	(489.14)
7/27/2020	ACT		44050 - Unre	2,766.97
7/20/2021	ACT		44050 - Unre	2,766.97
7/20/2021	ACT		44050 - Unre	115.35
7/22/2021	ACT		44050 - Unre	(2,766.97)
7/22/2021	ACT		44050 - Unre	(2,766.97)
7/19/2021	EXT		46040 - Misc	(2,602.20)
7/19/2021	EXT		46040 - Misc	(807.32)
7/19/2021	EXT		46040 - Misc	(0.75)
10/28/2020	24083	EXT	57012 - Tran:	2,630.00
10/28/2020	24140	EXT	57012 - Tran:	18,625.00
1/27/2021	24001	EXT	57012 - Tran:	55,000.00
1/27/2021	24043	EXT	57012 - Tran:	70,000.00
1/27/2021	24140	EXT	57012 - Tran:	23,200.00
1/27/2021	24155	EXT	57012 - Tran:	75,000.00
7/30/2020		DP	41152 - Mitig	(3,678.00)
8/20/2020		DP	41152 - Mitig	(1,839.00)
9/15/2020		ONL	41152 - Mitig	(11,034.00)
10/15/2020		DP	41152 - Mitig	(3,678.00)
10/19/2020		ONL	41152 - Mitig	(3,678.00)
10/26/2020		ONL	41152 - Mitig	(3,678.00)
2/16/2021		ONL	41152 - Mitig	(3,678.00)
2/25/2021		DP	41152 - Mitig	(3,678.00)
3/10/2021		DP	41152 - Mitig	(3,678.00)
3/17/2021		ONL	41152 - Mitig	(3,678.00)
4/5/2021		ONL	41152 - Mitig	(11,034.00)
5/6/2021		DP	41152 - Mitig	(3,678.00)
6/2/2021		ONL	41152 - Mitig	(3,678.00)
6/28/2021		ONL	41152 - Mitig	(3,678.00)
10/13/2020		IIA	44002 - Inter	(250.56)
1/15/2021		IIA	44002 - Inter	(146.69)
4/13/2021		IIA	44002 - Inter	(80.64)
7/15/2021		IIA	44002 - Inter	(84.17)
7/27/2020		ACT	44050 - Unre	400.90
7/20/2021		ACT	44050 - Unre	400.90
7/20/2021		ACT	44050 - Unre	21.71
7/22/2021		ACT	44050 - Unre	(400.90)
7/22/2021		ACT	44050 - Unre	(400.90)
7/19/2021		EXT	46040 - Misc	(2,415.04)
10/28/2020	24076	EXT	57012 - Tran:	3,370.00
10/28/2020	24091	EXT	57012 - Tran:	1,000.00
10/28/2020	24123	EXT	57012 - Tran:	40,000.00
1/27/2021	24002	EXT	57012 - Tran:	10,000.00
1/27/2021	24093	EXT	57012 - Tran:	20,000.00
7/30/2020		DP	41152 - Mitig	(3,678.00)
8/13/2020		DP	41152 - Mitig	(3,678.00)
9/15/2020		ONL	41152 - Mitig	(9,195.00)
10/19/2020		ONL	41152 - Mitig	(3,678.00)
11/5/2020		DP	41152 - Mitig	(3,678.00)
11/25/2020		DP	41152 - Mitig	(3,678.00)
12/4/2020		ONL	41152 - Mitig	(11,034.00)
12/28/2020		ONL	41152 - Mitig	(1,839.00)
1/7/2021		DP	41152 - Mitig	(3,678.00)


POSTED_DATE AFFILIATE_IN Textbox118 ACCOUNT3 MONETARY_AMOUNT

2/11/2021	DP	41152 - Mitig	(3,678.00)
2/16/2021	ONL	41152 - Mitig	(3,678.00)
3/10/2021	DP	41152 - Mitig	(3,678.00)
3/17/2021	ONL	41152 - Mitig	(11,034.00)
4/12/2021	ONL	41152 - Mitig	(1,839.00)
5/6/2021	ONL	41152 - Mitig	(14,712.00)
5/14/2021	ONL	41152 - Mitig	(1,839.00)
6/28/2021	ONL	41152 - Mitig	(14,712.00)
7/2/2021	ONL	41152 - Mitig	(9,195.00)
10/13/2020	IIA	44002 - Inter	(653.66)
1/15/2021	IIA	44002 - Inter	(464.08)
4/13/2021	IIA	44002 - Inter	(212.09)
7/15/2021	IIA	44002 - Inter	(134.43)
7/27/2020	ACT	44050 - Unre	1,206.03
7/20/2021	ACT	44050 - Unre	1,206.03
7/20/2021	ACT	44050 - Unre	37.14
7/22/2021	ACT	44050 - Unre	(1,206.03)
7/22/2021	ACT	44050 - Unre	(1,206.03)
10/28/2020	24028 EXT	57012 - Tran:	10,000.00
1/27/2021	24022 EXT	57012 - Tran:	20,000.00
1/27/2021	24028 EXT	57012 - Tran:	12,000.00
1/27/2021	24029 EXT	57012 - Tran:	20,802.00
1/27/2021	24038 EXT	57012 - Tran:	75,000.00
1/27/2021	24056 EXT	57012 - Tran:	60,000.00
10/15/2020	DP	41152 - Mitig	(7,356.00)
12/3/2020	DP	41152 - Mitig	(11,034.00)
12/4/2020	ONL	41152 - Mitig	(5,517.00)
3/17/2021	ONL	41152 - Mitig	(3,678.00)
5/6/2021	ONL	41152 - Mitig	(3,678.00)
10/13/2020	IIA	44002 - Inter	(951.69)
1/15/2021	IIA	44002 - Inter	(660.30)
4/13/2021	IIA	44002 - Inter	(585.91)
7/15/2021	IIA	44002 - Inter	(472.94)
7/27/2020	ACT	44050 - Unre	1,748.46
7/20/2021	ACT	44050 - Unre	1,748.46
7/20/2021	ACT	44050 - Unre	109.04
7/22/2021	ACT	44050 - Unre	(1,748.46)
7/22/2021	ACT	44050 - Unre	(1,748.46)

Balance Sheet.

Parameters

Fund / Account	Description	Beginning Balance Jul 1st	Debits Jul - Jun	Credits Jul - Jun	Ending Balance Jun 30th
00001	All Asset Accounts				
10000	Cash and Investments				
10100	Equity in Pooled Cash	1,353,969.37	<u>688,170.74</u>	<u>(717,723.00)</u>	1,324,417.11
10400	Unrealized Gains and Losses	7,444.14	<u>14,888.28</u>	<u>(15,270.94)</u>	7,061.48
Total 10000	Cash and Investments	1,361,413.51	<u>703,059.02</u>	<u>(732,993.94)</u>	1,331,478.59
Total 00001	All Asset Accounts	1,361,413.51	<u>703,059.02</u>	<u>(732,993.94)</u>	1,331,478.59
00002	All Liability Accounts				
20000	Current Payables				
20100	Vouchers Payable	0.00	<u>1,839.00</u>	<u>(1,839.00)</u>	0.00
Total 20000	Current Payables	0.00	<u>1,839.00</u>	<u>(1,839.00)</u>	0.00
Total 00002	All Liability Accounts	0.00	<u>1,839.00</u>	<u>(1,839.00)</u>	0.00
00003	Fund Balance and Net Position				
30000	Fund Balance				
30200	FB - Restricted	(1,361,413.51)	<u>0.00</u>	<u>0.00</u>	(1,361,413.51)
Total 30000	Fund Balance	(1,361,413.51)	<u>0.00</u>	<u>0.00</u>	(1,361,413.51)
Total 00003	Fund Balance and Net Position	(1,361,413.51)	<u>0.00</u>	<u>0.00</u>	(1,361,413.51)
Total 00002	Net YTD (Revenue) Expense	0.00	732,993.94	(703,059.02)	29,934.92
Total 00003	Total Fund Balance and Net Position	(1,361,413.51)	732,993.94	(703,059.02)	(1,331,478.59)
Total 00004	Total Liabilities and Fund Balance/Net Position	(1,361,413.51)	734,832.94	(704,898.02)	(1,331,478.59)
Total 00005	Total	0.00	1,437,891.96	(1,437,891.96)	0.00



**Integrated Waste
Road & Bridge Operations
Sonoma County Airport
Sonoma County Transit**

Johannes J. Hoevertsz, Director
Trish Pisenti, Deputy Director- Transportation & Operations
Janice Thompson, Deputy Director- Engineering & Maintenance

DATE: October 1, 2021

TO: Board of Supervisors

FROM: Johannes J. Hoevertsz, P.E., Director of Transportation and Public Works

SUBJECT: 2020-21 Status Report of the Countywide Development Fee Program
 (Traffic Mitigation Fee)

BACKGROUND: In May 1990, the Board established the Countywide Development Fees. These fees are kept in a separate fund account. In subsequent years, the Board has adopted revisions to the ordinance, which includes modifying the Road Improvement Summary, modifying the boundaries, increasing the fees, modifying language in the ordinance, changing how the fees are calculated, and making this ordinance consistent with others in the County.

The Department of Transportation and Public Works is required by the ordinance governing these fees to provide the Board of Supervisors with an annual review of the adequacy of these development fees. The following are results of the annual review, as well as required AB1600 information.

There is a reasonable relationship between the fee and the purpose for which it is charged in that development fees are used to finance traffic mitigation for capacity increasing/congestion reducing improvements to roadways as a result of a development project.

SUMMARY OF FINANCIAL ACTIVITY (between July 1, 2020 and June 30, 2021):
 (for detail, refer to the AB1600 Annual Report Countywide Mitigation Fees)

<u>BEGINNING</u> <u>FUND BALANCE</u>	<u>DEPOSITS</u>	<u>INTEREST</u>	<u>WITHDRAWALS</u>	<u>RETURNED</u>	<u>ENDING</u> <u>FUND BALANCE</u>
\$10,339,812	\$1,026,940	\$77,594	\$1,000,000	\$7,779	\$10,436,567

Overall, the cash balance in the fund has increased by \$96,755 over the past year.

2020-21 Status Report of the Countywide Development Fee Program

SUMMARY OF AVERAGE DAILY TRIPS (ADT) BY TYPE OF TRIPS GENERATED FOR EACH AREA OF THE COUNTY (between July 1, 2020 and June 30, 2021):

Trip Type	North	Central	West	South	Total
Residential	256.91	365.72	275.2	265.94	1,163.77
Commercial	40.49	20.91	0	30.47	91.87
Total New Trips	297.4	386.63	275.2	296.41	1,255.64

Note: Traffic mitigation fees are assessed based on the ADT expected to be generated by the project and on the type of area in which the development is occurring. Due to deferred payments and refunds, the Average Daily Traffic (ADT) totals may not equate to the amount of deposits.

ANNUAL, AUTOMATIC ADJUSTMENT OF FEES: The ordinance mandates an annual adjustment of the fees to reflect increases or decreases in the cost of construction. The increase to the fees reflects the percentage increase in the Engineering News Record Construction Cost Index for the preceding twelve months. This increase was 2.1 %; therefore, the fees as of January 1, 2021, were as follows:

Fee Type	January 2020	2.1% Increase	January 2021
Residential Fee	\$839	X 1.021 =	\$857
Commercial Fee	\$257	X 1.021 =	\$262
Industrial Fee	\$234	X 1.021 =	\$239

STATUS OF PROJECTS WITHIN THE BOUNDARIES OF THIS DEVELOPMENT FEE AREA:

1. The following construction projects were completed in FY 2020-21:

No eligible projects were completed during the fiscal period.

2. Design engineering, right-of-way negotiations and construction engineering funded with, or eligible for, County-wide fees, was performed on the following projects in FY 2020-21:

Airport Boulevard Widening Project

3. The following projects are scheduled for/or currently under construction in FY 2021-22:

Airport Boulevard Widening Project


2020-21 Status Report of the Countywide Development Fee Program

FINDINGS FOR FEES WHICH REMAIN UNEXPENDED FOR FIVE YEARS:

California Government Code requires that counties specifically report on fees that have remained unspent for a total of five years. A finding was provided for the FY 2018-19 report and therefore, no finding is required for FY 2020-21.

CONCLUSIONS: The FY 2021-22 adopted budget for the Countywide Traffic Mitigation fund includes anticipated deposits and interest earnings of \$1,309,725 and withdrawals of \$350,000. Based on these figures the ending fund balance (6/30/2022) for the Countywide Traffic Mitigation fund will be \$11,396,292. The \$350,000 in expenditure appropriations were included for the Airport Boulevard Widening Project and improvements to the intersection at Mark West Springs Road and Old Redwood Highway.

The fee schedule, as adjusted in January 2021 by the Construction Cost Index and as called for in the existing ordinance, is adequate to meet eligible Road Improvement Program needs of the Countywide Traffic Mitigation Area and no ordinance modifications are proposed at this time.



Johannes Hovertsz, P.E., Director
Department of Transportation and Public Works

**AB 1600 Annual Report Countywide
Mitigation Fees**

Fund Name: Countywide Traffic Mitigation Fiscal Year: 2020-21

<u>Date</u>	<u>Deposits</u>	<u>Interest</u>	<u>Withdrawals</u>	<u>Returned</u>	<u>Fund Balance</u>
				\$	10,339,812
Jul-20	\$ 8,071	\$ (60,047)	\$ -	\$ -	10,287,836
Aug-20	\$ 120,958	\$ -	\$ -	\$ -	10,408,794
Sep-20	\$ 98,077	\$ -	\$ -	\$ -	10,506,871
Oct-20	\$ 104,711	\$ 29,819	\$ -	\$ -	10,641,401
Nov-20	\$ 7,920	\$ -	\$ -	\$ -	10,649,321
Dec-20	\$ 155,986	\$ -	\$ -	\$ -	10,805,307
Jan-21	\$ 11,612	\$ 20,469	\$ -	\$ -	10,837,388
Feb-21	\$ 112,056	\$ -	\$ -	\$ (7,779)	10,941,665
Mar-21	\$ 95,560	\$ -	\$ (1,000,000)	\$ -	10,037,225
Apr-21	\$ 66,575	\$ 17,152	\$ -	\$ -	10,120,952
May-21	\$ 82,146	\$ -	\$ -	\$ -	10,203,098
Jun-21	\$ 163,268	\$ 70,201	\$ -	\$ -	10,436,567
Totals	\$ 1,026,940	\$ 77,594	\$ (1,000,000)	\$ (7,779)	\$ 10,436,567

Summary of Withdrawals

<u>Job Number</u>		<u>FY 20-21 Amount</u>	<u>Total Project Estimated% Mitigation</u>	<u>Estimated Completion</u>
C20152	Airport Widening	1,000,000	50%	70%
		1,000,000		



Integrated Waste
 Road & Bridge Operations
 Sonoma County Airport
 Sonoma County Transit

Johannes J. Hoevertsz, Director

Trish Pisenti, Deputy Director- Transportation & Operations
 Janice Thompson, Deputy Director- Engineering & Maintenance

DATE: October 1, 2021

TO: Board of Supervisors

FROM: Johannes J. Hoevertsz, P.E., Director of Transportation and Public Works

SUBJECT: 2020-21 Status Report of the Sonoma Valley Development Fee Program
 (Traffic Mitigation Fee)

BACKGROUND: In 1989, the Board of Supervisors adopted Ordinance No. 4073 establishing development fees to finance the improvements of certain public facilities and services within the Sonoma Valley area. These fees are kept in a separate fund account. In subsequent years, the Board has adopted revisions to the ordinance, which include modifying the Road Improvement Summary, increasing the fees, modifying language in the ordinance, changing how the fees are calculated, and making this ordinance consistent with others in the County.

The Department of Transportation and Public Works is required by the ordinance governing these fees to provide the Board of Supervisors with an annual review of the adequacy of these development fees. The following are results of the annual review, as well as required AB1600 information.

SUMMARY OF FINANCIAL ACTIVITY (between July 1, 2020 and June 30, 2021):
 (for detail, refer to the AB1600 Annual Report Sonoma Valley Mitigation Fees)

<u>BEGINNING</u> <u>FUND BALANCE</u>	<u>DEPOSITS</u>	<u>INTEREST</u>	<u>WITHDRAWALS</u>	<u>RETURNED</u>	<u>ENDING</u> <u>FUND BALANCE</u>
\$545,230	\$38,041	\$3,812	\$226,495	-	\$360,588

Overall, the fund balance in the fund has decreased \$184,642 over the past year.

SUMMARY OF AVERAGE DAILY TRIPS (ADT) BY TYPE OF TRIPS GENERATED IN THE SONOMA VALLEY. (between July 1, 2020 and June 30, 2021):

Trip Type	Sonoma Valley
Residential	36
Commercial	139
Total New Trips	175

2020-21 Status Report of the Sonoma Valley Development Fee Program

Note: Traffic mitigation fees are assessed based on the ADT expected to be generated by the project and on the type of area in which the development is occurring. Due to deferred payments and refunds, the Average Daily Traffic (ADT) totals may not equate to the amount of deposits.

ANNUAL, AUTOMATIC ADJUSTMENT OF FEES: The ordinance mandates an annual adjustment of the fees to reflect increases or decreases in the cost of construction. The increase to the fees reflects the percentage increase in the Engineering News Record Construction Cost Index for the preceding twelve months. This increase was 2.1%; therefore, the fees as of January 1, 2021, were as follows:

Fee Type	January 2020	2.1% Increase	January 2021
Residential Fee	\$839	X 1.021 =	\$857
Commercial Fee	\$257	X 1.021 =	\$262
Industrial Fee	\$234	X 1.021=	\$239

STATUS OF PROJECTS WITHIN THE BOUNDARIES OF THIS DEVELOPMENT FEE AREA:

1. The following construction projects were completed in FY 2020-21:

No eligible projects were completed during the fiscal period.

2. Design engineering, right-of-way negotiations and construction engineering funded with, or eligible for, Sonoma Valley fees, was performed on the following projects in FY 2020-21:

C01147 Boyes Bridge Replacement Project

3. The following projects are scheduled for/or currently under construction in FY 2021-22


C01147 Boyes Bridge Replacement Project

FINDINGS FOR FEES WHICH REMAIN UNEXPENDED FOR FIVE YEARS: California Government Code requires that counties specifically report on fees that have remained unspent for a total of five years. A finding was provided for the FY 2018-19 report and therefore, no finding is required for FY 2020-21.

2020-21 Status Report of the Sonoma Valley Development Fee Program

CONCLUSIONS: The Adopted FY 2021-22 Road Division budget for the Sonoma Valley Fund includes anticipated deposits and interest earnings of \$79,000 and no withdrawals. The Boyes Boulevard Bridge was placed in service in July 2021 and all Sonoma Valley Mitigation Fund contributions for this project were programmed into the FY 2020-21 budget. Based these figures, the ending fund balance (6/30/2022) for the Sonoma Valley Traffic Mitigation Fund will be \$439,588.

The fee schedule, as adjusted in January 2021 by the Construction Cost Index and as called for in the existing ordinance, is adequate to meet eligible Road Improvement Program needs of the Sonoma Valley Traffic Mitigation Area and no ordinance modifications are proposed at this time.



Johannes Hoevertsz, P.E., Director
Department of Transportation and Public Works

**AB 1600 Annual Report Countywide
Mitigation Fees**

Fund Name: Sonoma Valley Traffic Mitigation FY: 2020-21

<u>Date</u>	<u>Deposits</u>	<u>Interest</u>	<u>Withdrawals</u>	<u>Returned</u>	<u>Fund Balance</u>
				\$	545,230
Jul-20	\$ -	\$ (3,865)	\$ -	\$ -	541,365
Aug-20	\$ 3,853	\$ -	\$ -	\$ -	545,218
Sep-20	\$ 1,926	\$ -	\$ -	\$ -	547,144
Oct-20	\$ -	\$ 1,576	\$ -	\$ -	548,720
Nov-20	\$ -	\$ -	\$ -	\$ -	548,720
Dec-20	\$ -	\$ -	\$ -	\$ -	548,720
Jan-21	\$ -	\$ 1,053	\$ -	\$ -	549,773
Feb-21	\$ -	\$ -	\$ (226,495)	\$ -	323,278
Mar-21	\$ 20,162	\$ -	\$ -	\$ -	343,440
Apr-21	\$ -	\$ 837	\$ -	\$ -	344,277
May-21	\$ 6,196	\$ -	\$ -	\$ -	350,473
Jun-21	\$ 5,904	\$ 4,211	\$ -	\$ -	360,588
Totals	\$ 38,041	\$ 3,812	\$ (226,495)	\$ -	360,588

Summary of Withdrawals

<u>Job Number</u>		<u>FY 20-21 Amount</u>	<u>Total Project Estimated % Mitigation</u>	<u>Estimated Completion</u>
C20152	Boyes Boulevard Bridge	226,495	50%	95%
		226,495		